

NEWSLETTER



KEY MESSAGE

Happy New Year Everyone! What better way to start the New Year than to provide you with information supporting productivity, work life balance, and tools that support doing more with less.

We bring to you the e-Construction monthly newsletter. Where we dive into all things construction related for the state of Louisiana that have some aspect of technology supporting its efforts to perform those daily tasks. As many may know, most of this will be around the implementation of our new software HeadLight. We have already begun the process of incorporating their systems for Fieldbook and Materials. Stay tuned, as we have much more to come!

[Table of Contents](#)



TOPICS

KEY MESSAGE	1
UPCOMING CALENDAR	2
HIGHLIGHTS (H1)	3
E CONSTRUCTION	4
VIRTUAL COURSES & TRAINING	5
RESOURCES	6



UPCOMING CALENDAR

Below you will find a list of upcoming events that might peak your interest. All included could further your experience with some of the new technology that's being put in place. Be sure to have your iPad or other devices fully charged before attending or attempting any of the upcoming calendar events below.

TRAININGS

Optional Monthly Webinar: LADOTD e-Construction

Have an open conversation around FAQ'S and specific scenarios users have experienced in the field. We will also demonstrate best practices and let you hear from peers some of the tips and tricks they've developed while using the software.

01/10/2023 | 10:00AM CST

[SIGN UP](#)


SOFTWARE RELEASES

FIELDBOOK RELEASE 3.0.76

This updated version of Fieldbook features a new pending Media Dashboard to quickly identify any images that have not yet synced to the server. This version also includes a bug fix related to "last sync date" accuracy.

01/04/2023

[APP STORE](#)





HIGHLIGHTS

A couple of highlights from 2022

Lead inspector Josh Cook was able to capture arguably the best image of 2022. Josh works in District 61 unit 256. He has been using HeadLight since the pilot project at the end of 2017.

Who doesn't love a morning concrete pour with a beautiful sunrise?

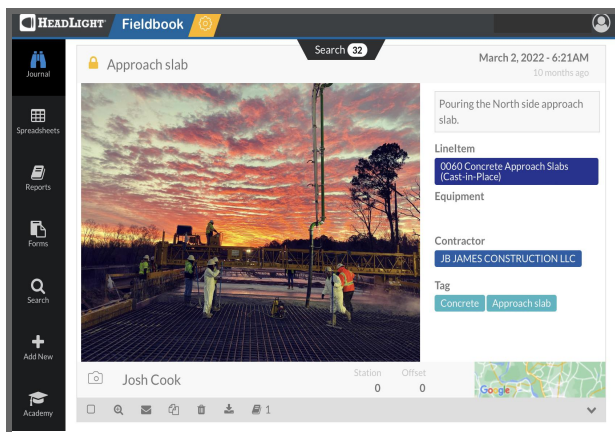


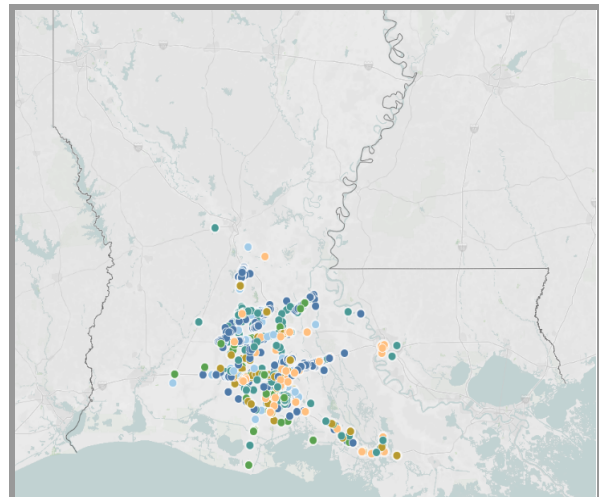
Image captured on Thompson Creek Bridge in West Feliciana parish

Not only is this a great image but, it also has the key elements of a great observation.

- Properly titled
- Brief description
- Great use of tags
- Landscape oriented photo

We would also like to highlight the robust inspection documentation captured by District 03 in 2022.

How much project documentation can approximately 90 inspectors capture?



District 03 observation heatmap

The eight project engineering offices managed to capture:

- 17933 Images
- 151 Videos
- 18,391 Weather observations
- 91,649 Narratives
- 200,622 Total observations

Keep up the great work!



LADOTD e-CONSTRUCTION

HQ Construction Section 40 Restructuring

Have you heard about the new e-Construction team at LADOTD? A new unit was added that combined several e-Construction related jobs from the automation group at the main materials lab and HQ construction into a single team.

The LADOTD e-Construction group will handle all forms of construction software being utilized.

These currently include:

- LaPave
- HeadLight
- Site Manager/Site Manager Materials
- LIMS



LADOTD e-Construction team led by Patrick Icenogle



VIRTUAL COURSES & TRAINING

Ready for something new?

This year the HeadLight team and LADOTD e-Construction group will combine to provide training and Q&A through a monthly webinar. The webinar will cover different topics of interest each month.

Vote on topics at this link: [VOTE](#)

TRAINING VIDEOS

The e-Construction team recently added a [YouTube page](#) for training videos. We will build a library that is relevant to the needs of project engineer offices and labs in the coming months. Is there a training video you would like to see there? [Send us your suggestions!](#)

Get to the info you want faster! The description is broken into chapters so you can skip to the section you need quickly.

(Click on the image to go to the video)



Materials app training from 7/27/22. Led by the team at HeadLight.



Sample Plan training from 12/2/22. Led by the team at HeadLight.



RESOURCES

Here is a great list of resources that could provide answers or instant benefits as you explore the LADOTD e-Construction. Many are great contacts that have provided multiple ways (email, phone number, and Q&A Sessions) of communication that would be schedule friendly. Remember, all questions, concerns, and feedback are invited but more importantly encouraged.

- [HeadLight Fieldbook Academy Page](#)
- [LADOTD e-Construction Webpage](#)



- DOTD-ECONSTRUCTION@la.gov
- [LADOTD HQ Construction YouTube](#)

TIPS & TRICKS


Capture Wide Angle Photos

Did you know that by turning your iPad horizontally, or as commonly known landscape mode could increase the amount of what you capture and include more data in your images? Well, that theory has been tested to serve as true. Just by turning your device landscape mode you can catch a few other details like landmarks, travel signs, nearby businesses, and equipment to support your observations.

Adding “MyDaily” Button to Action Links

When building your Daily Work Reports, there is more than one way to do so. Ultimately, you can create a report one observation at a time by clicking the blue “select” button to collect observations individually or you can allow the system to pull all observations on the day of by clicking the “MyDaily” button listed under reports. In furtherance to save even more time, adding to your favorites would establish a one button process. Follow these steps below.



1. Simply click on the  section in the first column to your left
2. Once the popup window appears, select “**Edit Favorites**” in the top right corner.
3. Click the “+” next to MyDaily ensuring that it turns the plus to a green check.
4. Now you should have “**MyDaily**” in the first column to your Left.

Change Sample Date in Materials App

In a joint effort, HeadLight and LADOTD recently deployed the Materials App. With the tremendous feedback received from attendees, teaching on how to change a Sample date was noted as something that many would find helpful. So, HeadLight and LADOTD would like to deliver.

By clicking on the sample you would like to change the date of, you can quickly edit the date under “Tracking Log.” Just tap on the “**Sample Created**” and proceed with editing the log. There should be a blue button at the bottom of the page that says, “**Edit Log.**” proceed with the date change and don't forget to hit “**Update Log Entry.**”

Final Words

“As we move into 2023, I want to thank everyone for adapting to the way we are now digitally documenting projects. We have big changes planned that will streamline our workflows even more.”

Brian Owens- Construction Engineer Administrator