






TEMPORARY EROSION & SEDIMENT CONTROL SYMBOLOGY

SILT FENCE	— SF — SF —
TEMPORARY BERM	
SEDIMENT CHECK DAM (STONE)	
STABILIZED CONSTRUCTION ENTRANCE	
HAY BALES OR SEDIMENT CHECK DAM (HAY)	
INLET PROTECTION	
TEMPORARY SLOPE DRAIN	