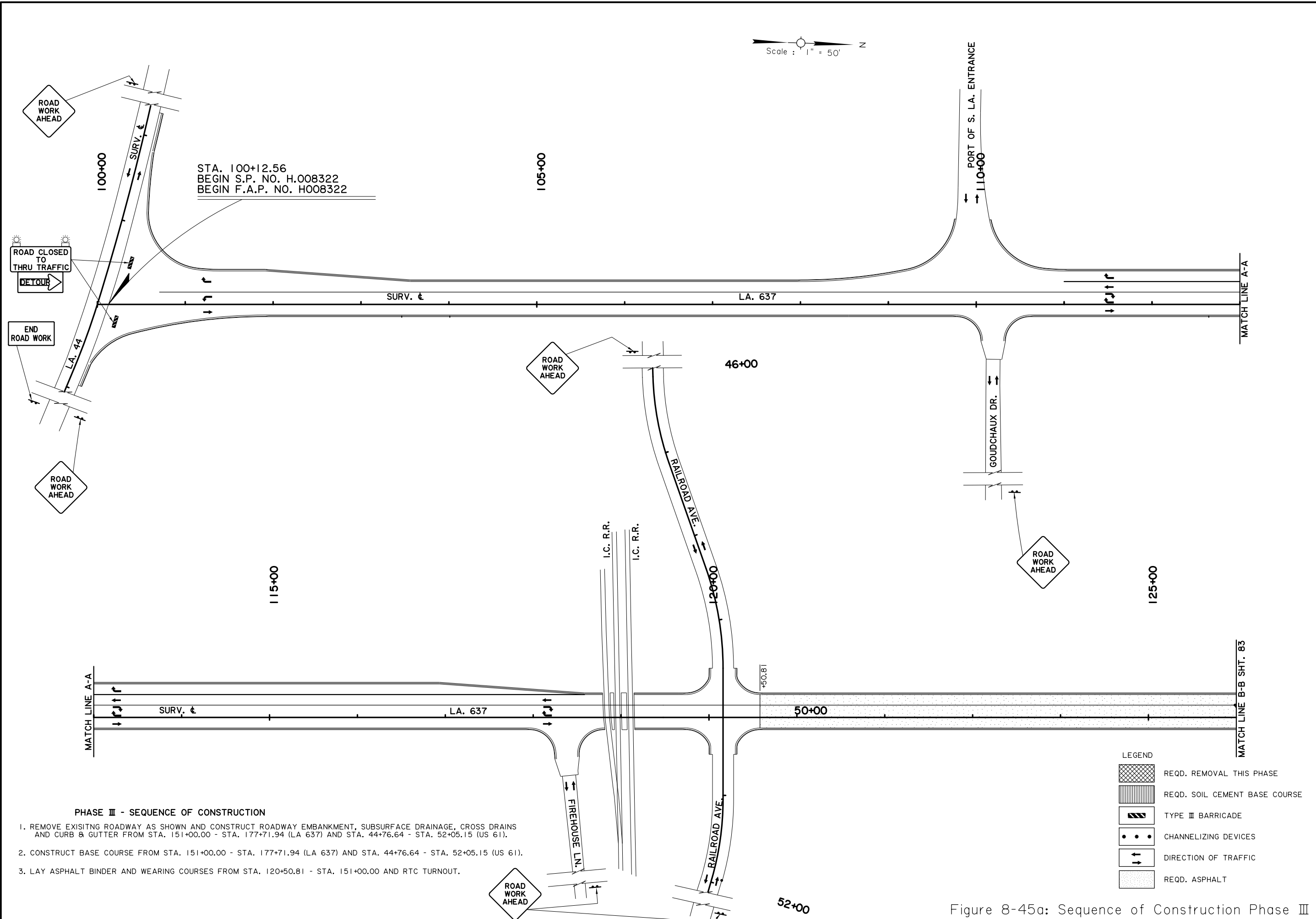




Scale : 1" = 50'



**PHASE III - SEQUENCE OF CONSTRUCTION**

1. REMOVE EXISTING ROADWAY AS SHOWN AND CONSTRUCT ROADWAY EMBANKMENT, SUBSURFACE DRAINAGE, CROSS DRAINS AND CURB & GUTTER FROM STA. 151+00.00 - STA. 177+71.94 (LA 637) AND STA. 44+76.64 - STA. 52+05.15 (US 61).
2. CONSTRUCT BASE COURSE FROM STA. 151+00.00 - STA. 177+71.94 (LA 637) AND STA. 44+76.64 - STA. 52+05.15 (US 61).
3. LAY ASPHALT BINDER AND WEARING COURSES FROM STA. 120+50.81 - STA. 151+00.00 AND RTC TURNOUT.

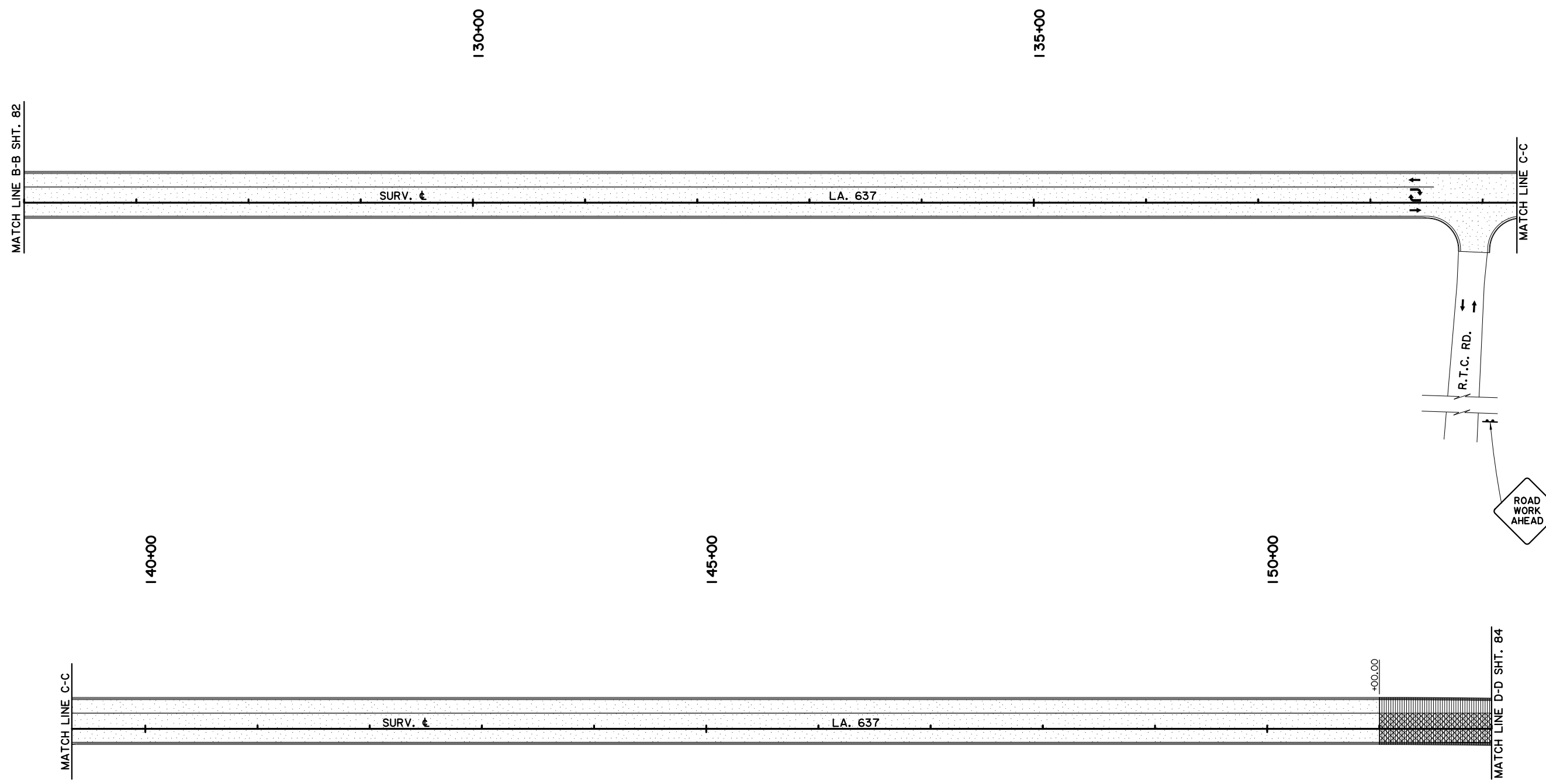
**LEGEND**

	REQD. REMOVAL THIS PHASE
	REQD. SOIL CEMENT BASE COURSE
	TYPE III BARRICADE
	CHANNELIZING DEVICES
	DIRECTION OF TRAFFIC
	REQD. ASPHALT

Figure 8-45a: Sequence of Construction Phase III



Scale : 1" = 50' N



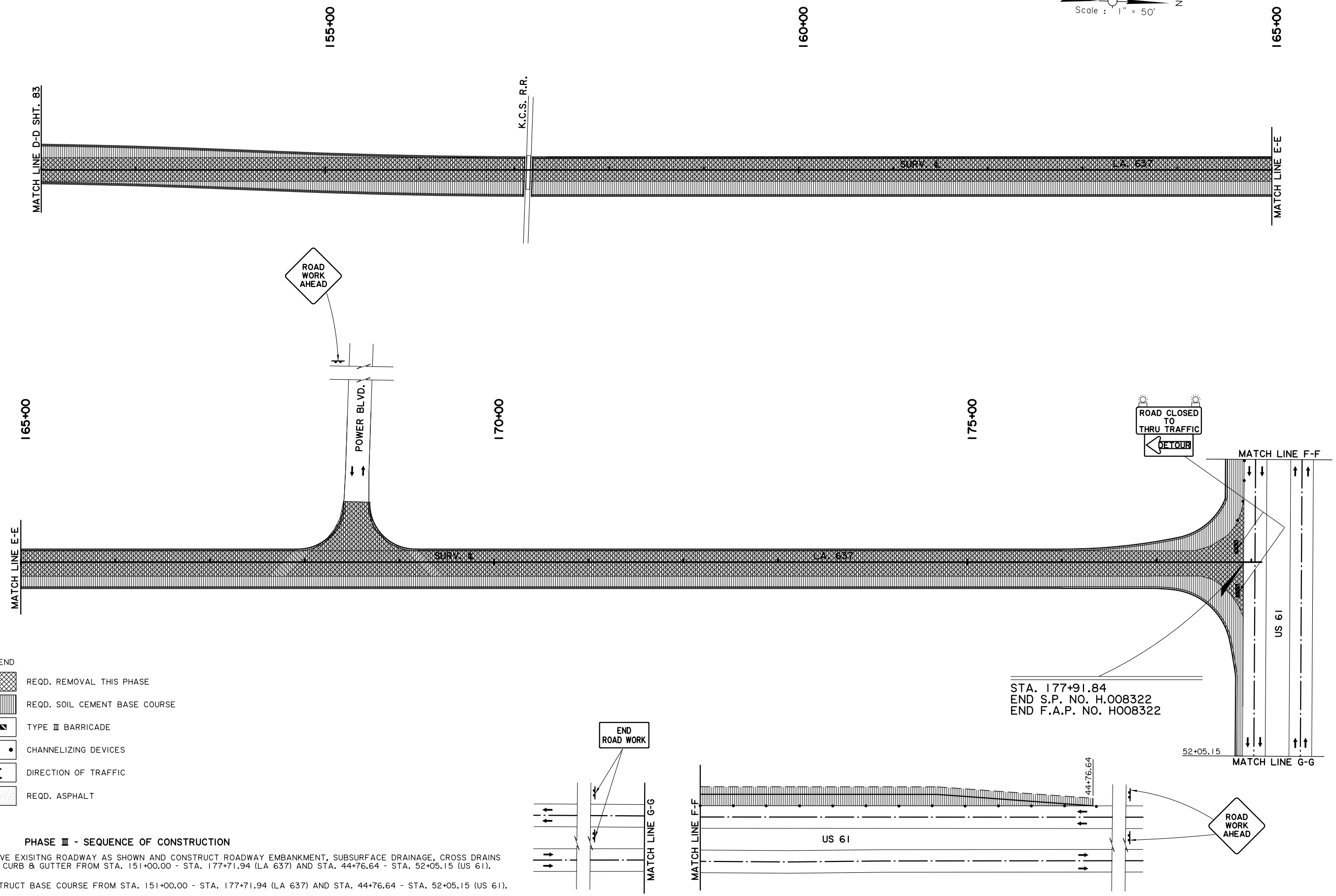
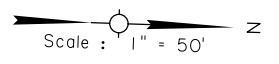
**PHASE III - SEQUENCE OF CONSTRUCTION**

1. REMOVE EXISTING ROADWAY AS SHOWN AND CONSTRUCT ROADWAY EMBANKMENT, SUBSURFACE DRAINAGE, CROSS DRAINS AND CURB & GUTTER FROM STA. 151+00.00 - STA. 177+71.94 (LA 637) AND STA. 44+76.64 - STA. 52+05.15 (US 61).
2. CONSTRUCT BASE COURSE FROM STA. 151+00.00 - STA. 177+71.94 (LA 637) AND STA. 44+76.64 - STA. 52+05.15 (US 61).
3. LAY ASPHALT BINDER AND WEARING COURSES FROM STA. 120+50.81 - STA. 151+00.00 AND RTC TURNOUT.

**LEGEND**

	REQD. REMOVAL THIS PHASE
	REQD. SOIL CEMENT BASE COURSE
	TYPE III BARRICADE
	CHANNELIZING DEVICES
	DIRECTION OF TRAFFIC
	REQD. ASPHALT

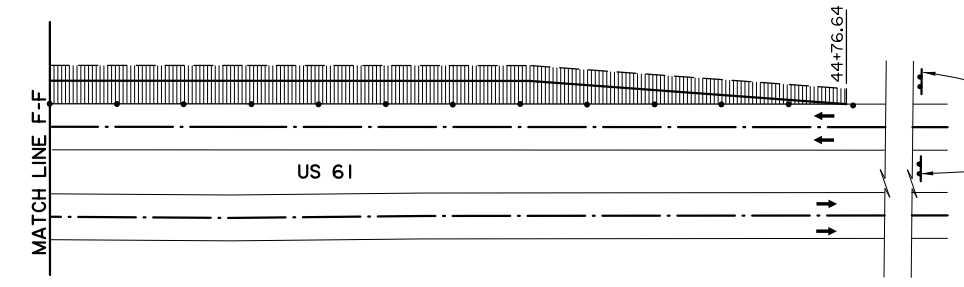
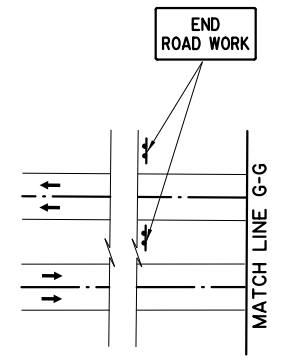
Figure 8-45b: Sequence of Construction Phase III



- LEGEND**
- REQD. REMOVAL THIS PHASE
  - REQD. SOIL CEMENT BASE COURSE
  - TYPE III BARRICADE
  - CHANNELIZING DEVICES
  - DIRECTION OF TRAFFIC
  - REQD. ASPHALT

**PHASE III - SEQUENCE OF CONSTRUCTION**

1. REMOVE EXISTING ROADWAY AS SHOWN AND CONSTRUCT ROADWAY EMBANKMENT, SUBSURFACE DRAINAGE, CROSS DRAINS AND CURB & GUTTER FROM STA. 151+00.00 - STA. 177+71.94 (LA 637) AND STA. 44+76.64 - STA. 52+05.15 (US 61).
2. CONSTRUCT BASE COURSE FROM STA. 151+00.00 - STA. 177+71.94 (LA 637) AND STA. 44+76.64 - STA. 52+05.15 (US 61).
3. LAY ASPHALT BINDER AND WEARING COURSES FROM STA. 120+50.81 - STA. 151+00.00 AND RTC TURNOUT.



STA. 177+91.84  
 END S.P. NO. H.008322  
 END F.A.P. NO. H008322

DESIGNED	CHECKED	PARISH	ST. JOHN THE BAPTIST	SHEET NUMBER	84
DETAILED	CHECKED	CONTROL SECTION	848-12	STATE PROJECT	H.008322
SERIES NUMBER	9 OF 12	REVISION OR CHANGE ORDER DESCRIPTION			
					NO. DATE
					BY

**SUGGESTED CONSTRUCTION AND CONSTRUCTION SIGNING LAYOUT**  
 LA 637: PORT OF S. LOUISIANA CONNECTOR

**DOTD**  
 ROAD DESIGN

Figure 8-45c: Sequence of Construction Phase III