

APPENDIX B
Public Telephone Survey Summary

PUBLIC TELEPHONE SURVEY SUMMARY

LOUISIANA STATEWIDE TRANSPORTATION PLAN UPDATE

PREPARED BY:

GCR, INC

and

CDM SMITH

PREPARED FOR:

DEPARTMENT OF TRANSPORTATION AND DEVELOPMENT
BATON ROUGE, LA

FEBRUARY 2013

PURPOSE AND METHODS

The update of the Louisiana Statewide Transportation Plan is focusing on identifying the transportation investments and policies that will best serve the state's residents, businesses, and visitors. This public telephone survey is intended to provide the public voice for this effort. The survey addresses current perceptions of transportation conditions as well as preferences about transportation needs and future land use.

Throughout August 2012, GCR, Inc. conducted a random telephone survey (Appendix A contains survey questions), gathering responses from 1,013 Louisiana residents within the following areas:

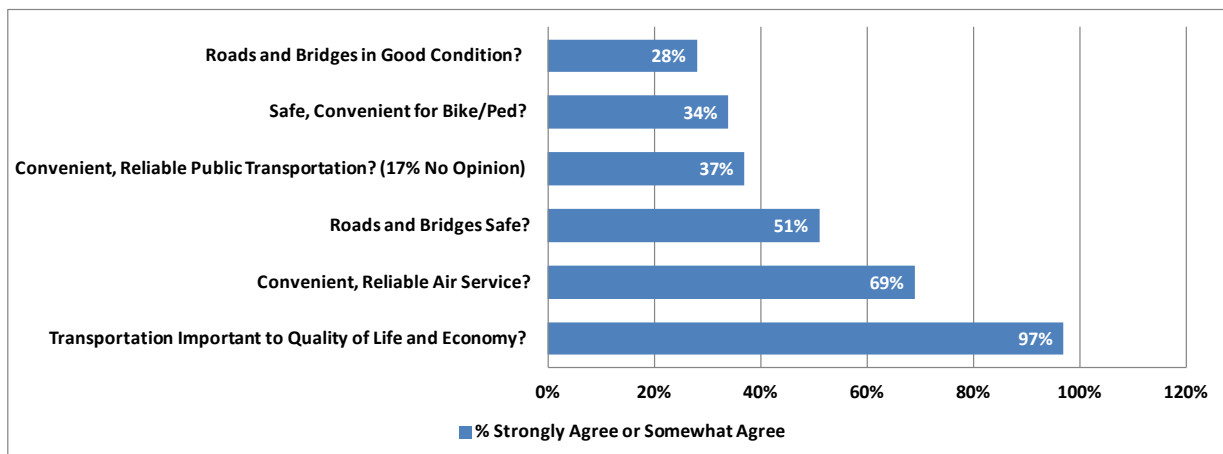
- 166 (16%) live in parishes situated within a metropolitan statistical area in north Louisiana
- 112 (11%) live in parishes in north Louisiana situated outside of a metropolitan statistical area
- 586 (58%) live in parishes situated within a metropolitan statistical area in south Louisiana
- 149 (15%) live in parishes in south Louisiana situated outside of a metropolitan statistical area

The responses are weighted by characteristics of the population so that the results are statistically accurate for Louisiana as a whole.

SURVEY RESULTS

Results for the key findings of each question are summarized below for Louisiana as a whole. Detailed results by region for each question are included in Appendix B.

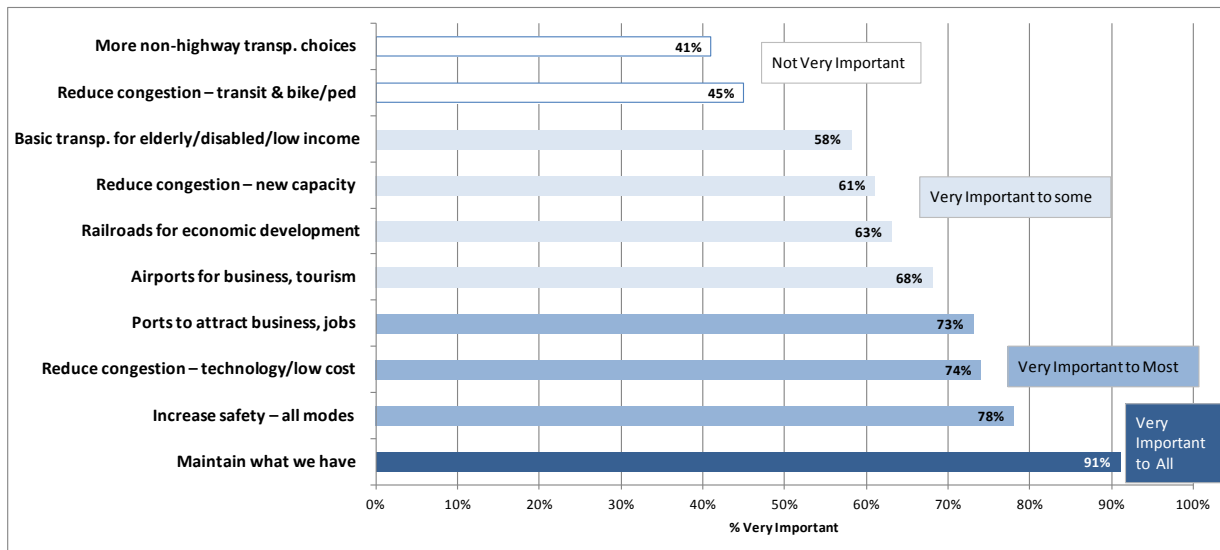
Relative Importance of Transportation and Perception of Current Conditions



Louisianans say that transportation is very important to the state's quality of life as well as its economy. At the same time, respondents clearly think that every aspect of the state's transportation infrastructure requires improvement. Only 28% of respondents believe the public roads and bridges are in good condition and only half of Louisianans think the roads and bridges are safe. Opinions on alternate means of transportation are even less positive. Fewer than 40% of respondents think

Louisiana has convenient, reliable public transportation and only one-third of survey participants think the state provides a convenient, safe environment for bicyclists and pedestrians. On the positive side, over two-thirds of respondents think Louisiana has convenient, reliable air service.

Setting Priorities

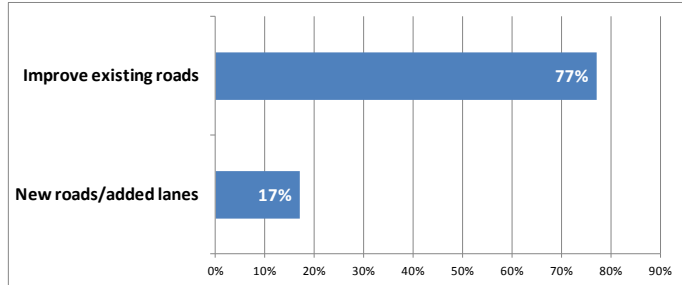


Throughout the survey, residents were asked to rate the importance of certain categories of transportation improvements. The results can be summarized as:

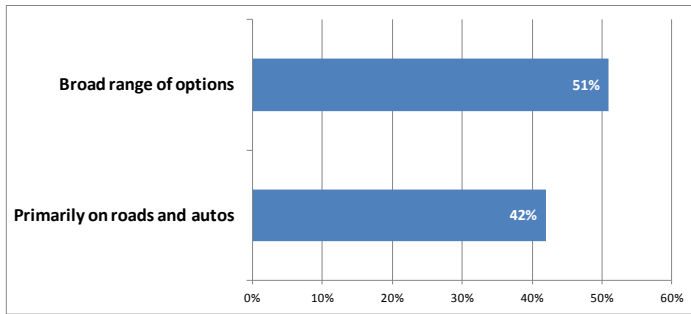
- **Very Important to All**
 - Maintaining the state's current transportation infrastructure (91% responded very important)
- **Very Important to Most**
 - Increasing safety of all forms of transportation (78% responded very important)
 - Reducing traffic congestion with technology or low-cost improvements (74% responded very important)
 - Improving Louisiana's ports to attract new businesses and create new jobs (73% responded very important)
- **Very Important to Some**
 - Improving airports to support business and tourism (68% responded very important)
 - Improving freight railroads to support economic development (63% responded very important)
 - Reducing traffic congestion by building new highways and adding new highway lanes (61% responded very important)
 - Providing basic transportation services for the elderly, disabled and low income citizens (58% responded very important)
- **Not Very Important**
 - Reducing congestion by improving public transit and bicycle/pedestrian infrastructure (45% responded very important)

- Providing more transportation choices by investing in better bus service, streetcars, other transit, and bicycle and pedestrian infrastructure (41% responded very important)

Survey respondents were also given the opportunity to voice a preference for a particular type of project. When given the choice between building new roads and improving existing roads, respondents chose improving existing roads by a ratio of more than 4 to 1 (77% to 17%). This echoes results from the preliminary section of the survey, where a significant minority of respondents agreed with the statement that Louisiana’s existing roads are in good condition and are safe.



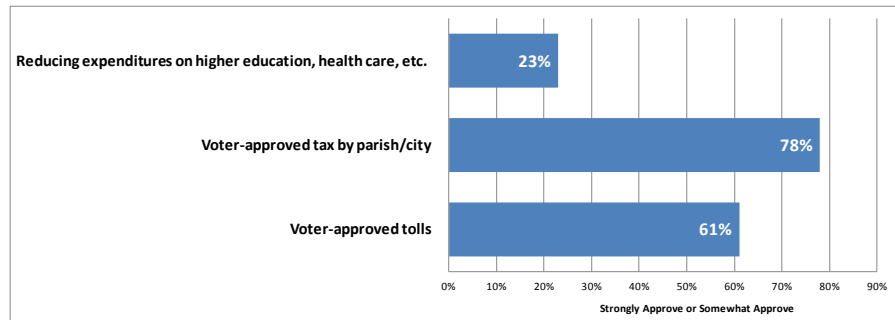
When asked to prioritize between a state transportation policy that focused on roads and automobiles and one that focused on a wider array of transportation choices (roads, public transit, and bicycle/pedestrian infrastructure), half (51%) prefer a broad range of options, while 42% express a preference for a road/automobile focused policy.



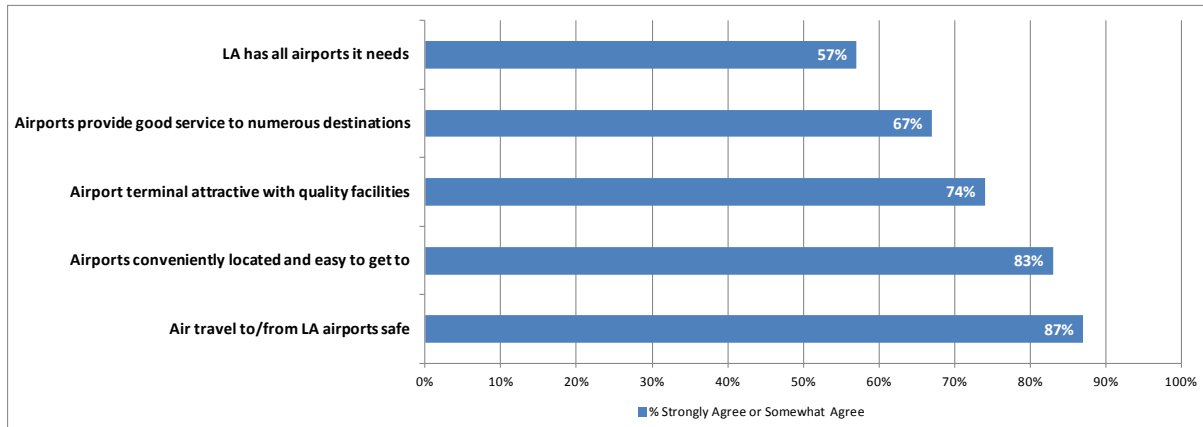
Raising Revenue

Survey respondents voiced the strongest support for allowing voters in a particular parish or city to tax themselves to finance transportation projects, with 78% of respondents statewide either strongly or somewhat approving of this option. The next most highly supported option was establishing tolls on highways and bridges via local voter approval, with 61% of respondents supporting this option.

Louisianans are generally unwilling to reduce other state expenditures, such as education and health care, to finance higher transportation expenditures; only 23% of respondents approved of this approach to generating revenue to finance greater transportation expenditures.



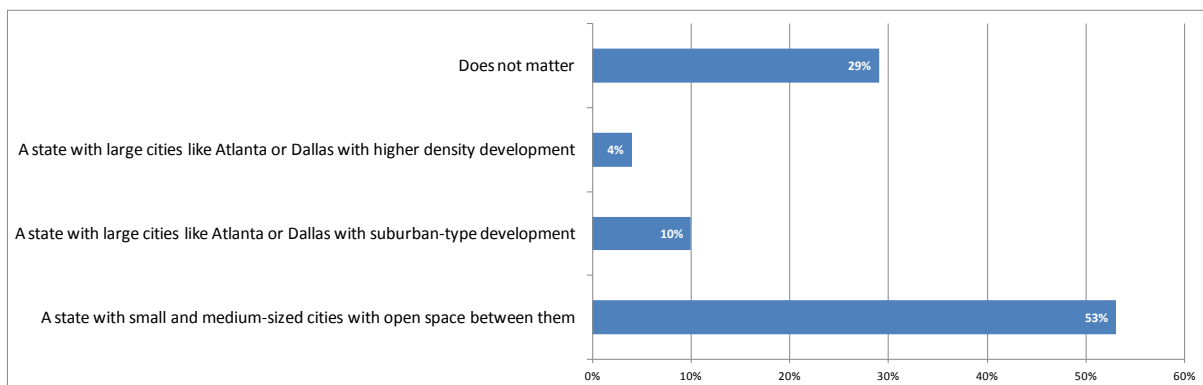
Louisiana's Aviation Infrastructure



Louisianans generally believe the quality of air travel in the state is adequate, but lower levels of agreement on key survey items indicate that there may be a demand for improvements in elements of the state's air travel services and infrastructure. Eighty-seven percent of survey respondents think air travel to and from the state's airports is safe, 83% think Louisiana's airports are conveniently located and easily accessible, and 74% think the state's airport terminals are attractive, quality facilities.

Agreement was less strong on other survey questions, as only 67% of respondents believe Louisiana's airports provide good service to numerous destinations, and only 57% believe Louisiana has all of the airports that it needs for the foreseeable future. The lower level of agreement on these two survey questions indicates there may be support for initiatives to address these shortcomings among a significant share of the state's electorate. This is especially true for north Louisiana, where only 59% of respondents agree that the state's airports provide good service to numerous destinations; this is compared to roughly 70% of respondents in southern Louisiana's parishes (see Appendix B for details).

Future Land Use Patterns



Louisianans were asked to choose a preferred model for a growth and development pattern that is appropriate for the state. Overall, a slight majority of survey respondents (53%) expressed a preference for a state with small and medium-sized cities with open space between them. A substantial share of survey participants was indifferent to this question. When only those expressing

a preference for one of the three options are considered, the percentage favoring small and medium-sized cities increases to 79%.

Public Telephone Survey Questions

Hi, is this the _____ household?

Hi, this is [YOUR NAME] and I'm calling from Public Insight, a national opinion research firm. We're surveying adult Louisiana Residents on behalf of the Louisiana Department of Transportation and Development and would like to understand your thoughts and priorities for the state's transportation system.

1. First, let me read you several statements and after each one, please tell me whether you *Strongly Agree, Somewhat Agree, Somewhat Disagree, or Strongly Disagree* with that statement.¹
 - The transportation system is very important to the quality of life in Louisiana
 - The transportation system, including airports, highways, ports, railroads and public transportation, is important to Louisiana's economy
 - Louisiana has convenient, reliable air travel service
 - Louisiana's roads and bridges are in good condition
 - Louisiana's roads and bridges are safe
 - Louisiana offers convenient, reliable public transportation
 - Louisiana provides a safe, convenient environment for bicyclists and pedestrians

2. Your tax dollars are spent on many types of transportation projects. I am going to read a list of transportation projects. Please rate each of the projects as *Very Important, Somewhat Important or Less Important*. If you have *no opinion* about a project, just say so.
 - Maintaining the roads, bridges and other infrastructure that we already have
 - Providing basic transportation services for the elderly, disabled and low income citizens
 - Reducing traffic congestion by building new highways and adding new highway lanes
 - Reducing traffic congestion through technology and low cost projects, such as synchronizing traffic signals and adding turn lanes
 - Reducing traffic congestion by improving public transit and bicycle and pedestrian infrastructure
 - Increasing safety for all forms of transportation
 - Providing more transportation choices by investing in better bus service, streetcars, other transit, and bicycle and pedestrian infrastructure
 - Improving Louisiana's ports in order to attract new business and create new jobs
 - Improving freight railroads to support economic development
 - Improving airports to support business and tourism

3. If existing tax revenues are not sufficient, there are a number of ways to pay for transportation projects that you feel are important. For each of the following options, please say whether you *Strongly Approve, Somewhat Approve, Somewhat Disapprove or Strongly Disapprove?*
 - With local voter approval, establishing tolls on highways and bridges

¹ Responses of "Don't Know/Have No Opinion," "Unsure" and "Refused" were also recorded for each question.

- Allowing voters in a particular parish or city to tax themselves to pay for projects that will serve their community
 - Reducing other state expenditures, such as higher education, health care, etc. to allow greater expenditures on transportation.
4. Do you have any other suggestions for how Louisiana could pay for important transportation projects?
- *Free response answer*
5. What would you say is the greater priority for Louisiana's roads?
- Building new roads and adding new lanes OR
 - Improving the condition of existing roads
6. Which ONE of the following statements do you agree with more?
- Louisiana should focus primarily on roads and automobiles for its future transportation projects OR
 - Louisiana should focus on a broad range of transportation options—roads, public transportation, and bicycle and pedestrian infrastructure
7. For the following statements about airports in Louisiana, please say whether you *Strongly Agree*, *Somewhat Agree*, *Somewhat Disagree*, or *Strongly Disagree*.
- Air travel to and from Louisiana airports is safe
 - Louisiana airports are conveniently located and easy to get to
 - Louisiana has all of the airports that it needs for the foreseeable future
 - Louisiana airports provide good service to numerous destinations
 - Airport terminals in Louisiana are attractive, quality facilities
8. What future would you prefer for Louisiana?
- A state with small and medium-sized cities with open space between them, OR
 - A state with large cities like Atlanta or Dallas with suburban-type development OR
 - A state with large cities like Atlanta or Dallas with higher density development OR
 - Does it not matter/no opinion
9. Do you have any additional thoughts or comments regarding transportation in Louisiana that you would like to share with us?
- *Free response answer*

We will now ask a few questions about your background. Again, all answers are confidential.

10. Which age group do you belong to?

Interview recites each ranges in ascending order until respondent indicates that the appropriate range has been reached.

15 to 19 years	40 to 44 years	65 to 69 years	90 to 94 years
20 to 24 years	45 to 49 years	70 to 74 years	95 to 99 years
25 to 29 years	50 to 54 years	75 to 79 years	100 years and over
30 to 34 years	55 to 59 years	80 to 84 years	
35 to 39 years	60 to 64 years	85 to 89 years	

11. What parish do you live in?

- *Free response answer*

12. Which term best describes the community that you live in?

- City
- Small town
- Suburb
- Rural area

13. How many vehicles for personal transportation do the members of your household own?

- *Free response answer*

14. How often do you use public transportation?

- At least once a week
- At least once a month
- Never/almost never

15. Gender: by observation only

- Male
- Female

Thank you for completing this survey. Your responses will help to shape Louisiana's long range transportation plan. Thank you again for your time.

Individual Question Responses

1. First, let me read you several statements and after each one, please tell me whether you *Strongly Agree*, *Somewhat Agree*, *Somewhat Disagree*, or *Strongly Disagree* with that statement.

- The transportation system is very important to the quality of life in Louisiana

	Percent of Respondents				
	Total	North Louisiana Metro Parishes	North Louisiana Non-Metro Parishes	South Louisiana Metro Parishes	South Louisiana Non-Metro Parishes
1=Strongly Agree	80.2%	81.9%	74.1%	81.7%	76.5%
2=Somewhat Agree	16.4%	17.5%	20.5%	14.8%	18.1%
3=Somewhat Disagree	1.4%	0.6%	0.9%	1.5%	2.0%
4=Strongly Disagree	0.8%	0.0%	0.0%	1.0%	1.3%
5=Don't Know/Have No Opinion	1.3%	0.0%	4.5%	0.9%	2.0%
6=Refused	0.0%	0.0%	0.0%	0.0%	0.0%
TOTAL	100.0%	100.0%	100.0%	100.0%	100.0%

- The transportation system, including airports, highways, ports, railroads and public transportation, is important to Louisiana's economy

	Percent of Respondents				
	Total	North Louisiana Metro Parishes	North Louisiana Non-Metro Parishes	South Louisiana Metro Parishes	South Louisiana Non-Metro Parishes
1=Strongly Agree	86.7%	88.0%	83.0%	86.7%	87.9%
2=Somewhat Agree	11.8%	11.4%	16.1%	11.4%	10.7%
3=Somewhat Disagree	0.7%	0.6%	0.0%	1.0%	0.0%
4=Strongly Disagree	0.4%	0.0%	0.0%	0.7%	0.0%
5=Don't Know/Have No Opinion	0.4%	0.0%	0.9%	0.2%	1.3%
6=Refused	0.0%	0.0%	0.0%	0.0%	0.0%
TOTAL	100.0%	100.0%	100.0%	100.0%	100.0%

- Louisiana has convenient, reliable air travel service

	Percent of Respondents				
	Total	North Louisiana Metro Parishes	North Louisiana Non-Metro Parishes	South Louisiana Metro Parishes	South Louisiana Non-Metro Parishes
1=Strongly Agree	23.6%	17.5%	21.4%	25.3%	25.5%
2=Somewhat Agree	45.4%	42.2%	38.4%	48.1%	43.6%
3=Somewhat Disagree	13.1%	19.3%	10.7%	13.3%	7.4%
4=Strongly Disagree	6.3%	10.8%	6.3%	5.6%	4.0%
5=Don't Know/Have No Opinion	11.5%	10.2%	23.2%	7.7%	19.5%
6=Refused	0.0%	0.0%	0.0%	0.0%	0.0%
TOTAL	100.0%	100.0%	100.0%	100.0%	100.0%

- Louisiana's roads and bridges are in good condition

	Percent of Respondents				
	Total	North Louisiana Metro Parishes	North Louisiana Non-Metro Parishes	South Louisiana Metro Parishes	South Louisiana Non-Metro Parishes
1=Strongly Agree	4.1%	4.2%	3.6%	4.1%	4.7%
2=Somewhat Agree	24.4%	26.5%	25.9%	23.5%	24.2%
3=Somewhat Disagree	28.4%	24.7%	30.4%	28.8%	29.5%
4=Strongly Disagree	41.2%	41.6%	39.3%	41.3%	41.6%
5=Don't Know/Have No Opinion	1.9%	3.0%	0.9%	2.2%	0.0%
6=Refused	0.0%	0.0%	0.0%	0.0%	0.0%
TOTAL	100.0%	100.0%	100.0%	100.0%	100.0%

- Louisiana's roads and bridges are safe

	Percent of Respondents				
	Total	North Louisiana Metro Parishes	North Louisiana Non-Metro Parishes	South Louisiana Metro Parishes	South Louisiana Non-Metro Parishes
1=Strongly Agree	9.3%	5.4%	12.5%	9.4%	10.7%
2=Somewhat Agree	41.9%	45.8%	43.8%	40.6%	40.9%
3=Somewhat Disagree	27.4%	27.1%	26.8%	28.7%	23.5%
4=Strongly Disagree	17.1%	16.9%	14.3%	17.1%	19.5%
5=Don't Know/Have No Opinion	4.2%	4.8%	2.7%	4.3%	4.7%
6=Refused	0.1%	0.0%	0.0%	0.0%	0.7%
TOTAL	100.0%	100.0%	100.0%	100.0%	100.0%

- Louisiana offers convenient, reliable public transportation

	Percent of Respondents				
	Total	North Louisiana Metro Parishes	North Louisiana Non-Metro Parishes	South Louisiana Metro Parishes	South Louisiana Non-Metro Parishes
1=Strongly Agree	11.8%	14.5%	9.8%	11.6%	11.4%
2=Somewhat Agree	25.0%	24.1%	25.9%	25.1%	24.8%
3=Somewhat Disagree	20.4%	18.7%	17.9%	21.7%	19.5%
4=Strongly Disagree	25.3%	21.1%	23.2%	27.1%	24.2%
5=Don't Know/Have No Opinion	17.3%	21.7%	23.2%	14.3%	19.5%
6=Refused	0.2%	0.0%	0.0%	0.2%	0.7%
TOTAL	100.0%	100.0%	100.0%	100.0%	100.0%

- Louisiana provides a safe, convenient environment for bicyclists and pedestrians

	Percent of Respondents				
	Total	North Louisiana Metro Parishes	North Louisiana Non-Metro Parishes	South Louisiana Metro Parishes	South Louisiana Non-Metro Parishes
1=Strongly Agree	8.4%	7.8%	9.8%	7.5%	11.4%
2=Somewhat Agree	25.4%	26.5%	20.5%	27.0%	21.5%
3=Somewhat Disagree	25.3%	28.9%	25.0%	24.2%	25.5%
4=Strongly Disagree	32.9%	28.3%	31.3%	35.0%	30.9%
5=Don't Know/Have No Opinion	8.0%	8.4%	13.4%	6.3%	10.1%
6=Refused	0.1%	0.0%	0.0%	0.0%	0.7%
TOTAL	100.0%	100.0%	100.0%	100.0%	100.0%

2. Your tax dollars are spent on many types of transportation projects. I am going to read a list of transportation projects. Please rate each of the projects as *Very Important*, *Somewhat Important* or *Less Important*. If you have *no opinion* about a project, just say so.

- Maintaining the roads, bridges and other infrastructure that we already have

	Percent of Respondents				
	Total	North Louisiana Metro Parishes	North Louisiana Non-Metro Parishes	South Louisiana Metro Parishes	South Louisiana Non-Metro Parishes
1=Very Important	91.3%	93.4%	89.3%	91.3%	90.6%
2=Somewhat Important	7.1%	5.4%	8.9%	7.3%	6.7%
3=Less Important	1.0%	1.2%	1.8%	0.9%	0.7%
4=Don't Know/Have No Opinion	0.5%	0.0%	0.0%	0.3%	2.0%
5=Refused	0.1%	0.0%	0.0%	0.2%	0.0%
TOTAL	100.0%	100.0%	100.0%	100.0%	100.0%

- Providing basic transportation services for the elderly, disabled and low income citizens

	Percent of Respondents				
	Total	North Louisiana Metro Parishes	North Louisiana Non-Metro Parishes	South Louisiana Metro Parishes	South Louisiana Non-Metro Parishes
1=Very Important	57.6%	57.2%	53.6%	59.2%	54.4%
2=Somewhat Important	33.6%	32.5%	39.3%	32.3%	35.6%
3=Less Important	6.8%	6.6%	7.1%	6.8%	6.7%
4=Don't Know/Have No Opinion	1.9%	3.0%	0.0%	1.5%	3.4%
5=Refused	0.2%	0.6%	0.0%	0.2%	0.0%
TOTAL	100.0%	100.0%	100.0%	100.0%	100.0%

- Reducing traffic congestion by building new highways and adding new highway lanes

	Percent of Respondents				
	Total	North Louisiana Metro Parishes	North Louisiana Non-Metro Parishes	South Louisiana Metro Parishes	South Louisiana Non-Metro Parishes
1=Very Important	61.0%	63.9%	45.5%	64.2%	57.0%
2=Somewhat Important	29.2%	27.1%	40.2%	27.1%	31.5%
3=Less Important	7.7%	6.6%	9.8%	7.8%	6.7%
4=Don't Know/Have No Opinion	2.0%	2.4%	4.5%	0.7%	4.7%
5=Refused	0.1%	0.0%	0.0%	0.2%	0.0%
TOTAL	100.0%	100.0%	100.0%	100.0%	100.0%

- Reducing traffic congestion through technology and low cost projects, such as synchronizing traffic signals and adding turn lanes

	Percent of Respondents				
	Total	North Louisiana Metro Parishes	North Louisiana Non-Metro Parishes	South Louisiana Metro Parishes	South Louisiana Non-Metro Parishes
1=Very Important	74.2%	77.1%	64.3%	75.3%	74.5%
2=Somewhat Important	20.7%	18.7%	28.6%	20.5%	18.1%
3=Less Important	3.9%	3.6%	5.4%	3.4%	5.4%
4=Don't Know/Have No Opinion	1.1%	0.6%	1.8%	0.9%	2.0%
5=Refused	0.0%	0.0%	0.0%	0.0%	0.0%
TOTAL	100.0%	100.0%	100.0%	100.0%	100.0%

- Reducing traffic congestion by improving public transit and bicycle and pedestrian infrastructure

	Percent of Respondents				
	Total	North Louisiana Metro Parishes	North Louisiana Non-Metro Parishes	South Louisiana Metro Parishes	South Louisiana Non-Metro Parishes
1=Very Important	45.1%	44.0%	34.8%	48.5%	40.9%
2=Somewhat Important	35.6%	38.6%	37.5%	32.3%	44.3%
3=Less Important	15.7%	12.0%	21.4%	16.6%	12.1%
4=Don't Know/Have No Opinion	3.1%	4.8%	4.5%	2.6%	2.0%
5=Refused	0.5%	0.6%	1.8%	0.2%	0.7%
TOTAL	100.0%	100.0%	100.0%	100.0%	100.0%

- Increasing safety for all forms of transportation

	Percent of Respondents				
	Total	North Louisiana Metro Parishes	North Louisiana Non-Metro Parishes	South Louisiana Metro Parishes	South Louisiana Non-Metro Parishes
1=Very Important	78.3%	81.9%	76.8%	77.3%	79.2%
2=Somewhat Important	17.1%	15.7%	18.8%	17.6%	15.4%
3=Less Important	3.0%	0.6%	2.7%	3.8%	2.7%
4=Don't Know/Have No Opinion	1.6%	1.8%	1.8%	1.2%	2.7%
5=Refused	0.1%	0.0%	0.0%	0.2%	0.0%
TOTAL	100.0%	100.0%	100.0%	100.0%	100.0%

- Providing more transportation choices by investing in better bus service, streetcars, other transit, and bicycle and pedestrian infrastructure

	Percent of Respondents				
	Total	North Louisiana Metro Parishes	North Louisiana Non-Metro Parishes	South Louisiana Metro Parishes	South Louisiana Non-Metro Parishes
1=Very Important	41.3%	39.8%	33.9%	42.2%	45.0%
2=Somewhat Important	34.0%	39.2%	32.1%	34.0%	29.5%
3=Less Important	19.6%	16.3%	24.1%	20.6%	16.1%
4=Don't Know/Have No Opinion	4.8%	4.8%	9.8%	3.2%	7.4%
5=Refused	0.3%	0.0%	0.0%	0.0%	2.0%
TOTAL	100.0%	100.0%	100.0%	100.0%	100.0%

- Improving Louisiana's ports in order to attract new business and create new jobs

	Percent of Respondents				
	Total	North Louisiana Metro Parishes	North Louisiana Non-Metro Parishes	South Louisiana Metro Parishes	South Louisiana Non-Metro Parishes
1=Very Important	73.3%	73.5%	77.7%	71.3%	77.9%
2=Somewhat Important	20.4%	19.9%	17.0%	21.8%	18.1%
3=Less Important	4.5%	4.8%	3.6%	5.1%	2.7%
4=Don't Know/Have No Opinion	1.6%	1.8%	1.8%	1.5%	1.3%
5=Refused	0.1%	0.0%	0.0%	0.2%	0.0%
TOTAL	100.0%	100.0%	100.0%	100.0%	100.0%

- Improving freight railroads to support economic development

	Percent of Respondents				
	Total	North Louisiana Metro Parishes	North Louisiana Non-Metro Parishes	South Louisiana Metro Parishes	South Louisiana Non-Metro Parishes
1=Very Important	62.8%	62.7%	62.5%	61.1%	69.8%
2=Somewhat Important	26.1%	28.3%	27.7%	26.1%	22.1%
3=Less Important	7.6%	6.0%	8.0%	9.0%	3.4%
4=Don't Know/Have No Opinion	3.4%	3.0%	1.8%	3.6%	4.0%
5=Refused	0.2%	0.0%	0.0%	0.2%	0.7%
TOTAL	100.0%	100.0%	100.0%	100.0%	100.0%

- Improving airports to support business and tourism

	Percent of Respondents				
	Total	North Louisiana Metro Parishes	North Louisiana Non-Metro Parishes	South Louisiana Metro Parishes	South Louisiana Non-Metro Parishes
1=Very Important	67.6%	68.7%	56.3%	68.3%	72.5%
2=Somewhat Important	25.2%	25.3%	30.4%	25.1%	21.5%
3=Less Important	5.5%	4.2%	8.9%	6.0%	2.7%
4=Don't Know/Have No Opinion	1.4%	1.2%	4.5%	0.7%	2.0%
5=Refused	0.3%	0.6%	0.0%	0.0%	1.3%
TOTAL	100.0%	100.0%	100.0%	100.0%	100.0%

3. If existing tax revenues are not sufficient, there are a number of ways to pay for transportation projects that you feel are important. For each of the following options, please say whether you *Strongly Approve*, *Somewhat Approve*, *Somewhat Disapprove* or *Strongly Disapprove*?

- With local voter approval, establishing tolls on highways and bridges

	Percent of Respondents				
	Total	North Louisiana Metro Parishes	North Louisiana Non-Metro Parishes	South Louisiana Metro Parishes	South Louisiana Non-Metro Parishes
1=Strongly Approve	24.2%	20.5%	20.5%	26.8%	20.8%
2=Somewhat Approve	36.5%	36.1%	29.5%	37.7%	37.6%
3=Somewhat Disapprove	14.6%	16.3%	16.1%	14.5%	12.1%
4=Strongly Disapprove	22.6%	25.9%	30.4%	18.8%	28.2%
5=Don't Know/Have No Opinion	2.1%	1.2%	3.6%	2.2%	1.3%
6=Refused	0.0%	0.0%	0.0%	0.0%	0.0%
TOTAL	100.0%	100.0%	100.0%	100.0%	100.0%

- Allowing voters in a particular parish or city to tax themselves to pay for projects that will serve their community

	Percent of Respondents				
	Total	North Louisiana Metro Parishes	North Louisiana Non-Metro Parishes	South Louisiana Metro Parishes	South Louisiana Non-Metro Parishes
1=Strongly Approve	46.8%	43.4%	43.8%	48.8%	45.0%
2=Somewhat Approve	31.6%	34.9%	31.3%	31.6%	28.2%
3=Somewhat Disapprove	7.1%	5.4%	8.0%	6.8%	9.4%
4=Strongly Disapprove	11.3%	12.7%	12.5%	10.8%	10.7%
5=Don't Know/Have No Opinion	3.2%	3.6%	3.6%	2.0%	6.7%
6=Refused	0.1%	0.0%	0.9%	0.0%	0.0%
TOTAL	100.0%	100.0%	100.0%	100.0%	100.0%

- Reducing other state expenditures, such as higher education, health care, etc. to allow greater expenditures on transportation.

	Percent of Respondents				
	Total	North Louisiana Metro Parishes	North Louisiana Non-Metro Parishes	South Louisiana Metro Parishes	South Louisiana Non-Metro Parishes
1=Strongly Approve	10.3%	10.8%	13.4%	8.9%	12.8%
2=Somewhat Approve	12.6%	11.4%	16.1%	12.5%	12.1%
3=Somewhat Disapprove	14.7%	11.4%	12.5%	15.0%	18.8%
4=Strongly Disapprove	59.0%	62.0%	56.3%	60.2%	53.0%
5=Don't Know/Have No Opinion	3.3%	3.6%	1.8%	3.4%	3.4%
6=Refused	0.1%	0.6%	0.0%	0.0%	0.0%
TOTAL	100.0%	100.0%	100.0%	100.0%	100.0%

4. Do you have any other suggestions for how Louisiana could pay for important transportation projects?

This was an open-ended question. Roughly half of the respondents had no response. Of those that did, the most prevalent categorical responses were:

- More effective spending (18% of total surveyed; 38% of those with a suggestion)
 - Examples include improved accountability, cut government waste, reduced spending, etc.
 - Many of the suggestions were about government spending in general and not directly related to transportation spending
- Increased taxes/revenue (15% of total surveyed; 30% of those with a suggestion)
 - Examples include increased gas tax, increased sales tax, increased property tax, a lottery, etc.
- Other topics
 - Other recurring suggestions related to bonding, tolling, increased federal participation, and a political change

5. What would you say is the greater priority for Louisiana’s roads?

- Building new roads and adding new lanes OR
- Improving the condition of existing roads

	Percent of Respondents				
	Total	North Louisiana Metro Parishes	North Louisiana Non-Metro Parishes	South Louisiana Metro Parishes	South Louisiana Non-Metro Parishes
1=Building new roads and adding new lanes OR	16.6%	15.1%	8.0%	18.9%	15.4%
2=Improving the condition of existing roads	76.9%	77.7%	87.5%	74.1%	79.2%
3=Unsure	6.4%	6.6%	4.5%	7.0%	5.4%
4=Refused	0.1%	0.6%	0.0%	0.0%	0.0%
TOTAL	100.0%	100.0%	100.0%	100.0%	100.0%

6. Which ONE of the following statements do you agree with more?

- Louisiana should focus primarily on roads and automobiles for its future transportation projects OR
- Louisiana should focus on a broad range of transportation options—roads, public transportation, and bicycle and pedestrian infrastructure

	Percent of Respondents				
	Total	North Louisiana Metro Parishes	North Louisiana Non-Metro Parishes	South Louisiana Metro Parishes	South Louisiana Non-Metro Parishes
1=Louisiana should focus primarily on roads and automobiles for its future transportation projects OR	42.0%	48.2%	48.2%	39.1%	41.6%
2=Louisiana should focus on a broad range of transportation options—roads, public transportation, and bicycle and pedestrian infrastructure	50.9%	42.8%	40.2%	56.1%	47.7%
3=Unsure	6.7%	8.4%	10.7%	4.6%	10.1%
4=Refused	0.4%	0.6%	0.9%	0.2%	0.7%
TOTAL	100.0%	100.0%	100.0%	100.0%	100.0%

7. For the following statements about airports in Louisiana, please say whether you *Strongly Agree*, *Somewhat Agree*, *Somewhat Disagree*, or *Strongly Disagree*.

- Air travel to and from Louisiana airports is safe

	Percent of Respondents				
	Total	North Louisiana Metro Parishes	North Louisiana Non-Metro Parishes	South Louisiana Metro Parishes	South Louisiana Non-Metro Parishes
1=Strongly Agree	53.0%	53.0%	46.4%	55.1%	49.7%
2=Somewhat Agree	34.3%	34.9%	29.5%	35.2%	33.6%
3=Somewhat Disagree	2.3%	0.6%	4.5%	2.6%	1.3%
4=Strongly Disagree	1.1%	1.2%	2.7%	0.5%	2.0%
5=Don't Know/Have No Opinion	9.3%	10.2%	17.0%	6.7%	12.8%
6=Refused	0.1%	0.0%	0.0%	0.0%	0.7%
TOTAL	100.0%	100.0%	100.0%	100.0%	100.0%

- Louisiana airports are conveniently located and easy to get to

	Percent of Respondents				
	Total	North Louisiana Metro Parishes	North Louisiana Non-Metro Parishes	South Louisiana Metro Parishes	South Louisiana Non-Metro Parishes
1=Strongly Agree	45.7%	47.0%	42.9%	46.8%	42.3%
2=Somewhat Agree	37.0%	36.1%	30.4%	38.2%	38.3%
3=Somewhat Disagree	6.1%	4.2%	9.8%	5.8%	6.7%
4=Strongly Disagree	5.8%	4.8%	4.5%	5.8%	8.1%
5=Don't Know/Have No Opinion	5.2%	7.8%	12.5%	3.4%	4.0%
6=Refused	0.1%	0.0%	0.0%	0.0%	0.7%
TOTAL	100.0%	100.0%	100.0%	100.0%	100.0%

- Louisiana has all of the airports that it needs for the foreseeable future

	Percent of Respondents				
	Total	North Louisiana Metro Parishes	North Louisiana Non-Metro Parishes	South Louisiana Metro Parishes	South Louisiana Non-Metro Parishes
1=Strongly Agree	27.7%	25.9%	27.7%	28.5%	26.8%
2=Somewhat Agree	29.4%	29.5%	32.1%	28.2%	32.2%
3=Somewhat Disagree	17.4%	15.7%	10.7%	19.5%	16.1%
4=Strongly Disagree	12.5%	14.5%	9.8%	12.3%	13.4%
5=Don't Know/Have No Opinion	12.8%	14.5%	19.6%	11.6%	10.7%
6=Refused	0.1%	0.0%	0.0%	0.0%	0.7%
TOTAL	100.0%	100.0%	100.0%	100.0%	100.0%

- Louisiana airports provide good service to numerous destinations

	Percent of Respondents				
	Total	North Louisiana Metro Parishes	North Louisiana Non-Metro Parishes	South Louisiana Metro Parishes	South Louisiana Non-Metro Parishes
1=Strongly Agree	28.9%	19.9%	28.6%	29.4%	37.6%
2=Somewhat Agree	38.4%	39.2%	30.4%	41.5%	31.5%
3=Somewhat Disagree	13.5%	16.9%	9.8%	13.7%	12.1%
4=Strongly Disagree	9.8%	15.7%	9.8%	9.2%	5.4%
5=Don't Know/Have No Opinion	9.2%	8.4%	21.4%	6.1%	12.8%
6=Refused	0.2%	0.0%	0.0%	0.2%	0.7%
TOTAL	100.0%	100.0%	100.0%	100.0%	100.0%

- Airport terminals in Louisiana are attractive, quality facilities

	Percent of Respondents				
	Total	North Louisiana Metro Parishes	North Louisiana Non-Metro Parishes	South Louisiana Metro Parishes	South Louisiana Non-Metro Parishes
1=Strongly Agree	29.3%	33.1%	31.3%	29.0%	24.8%
2=Somewhat Agree	44.2%	44.6%	39.3%	45.9%	40.9%
3=Somewhat Disagree	8.7%	4.8%	6.3%	9.7%	10.7%
4=Strongly Disagree	6.8%	4.8%	4.5%	7.3%	8.7%
5=Don't Know/Have No Opinion	10.8%	12.7%	18.8%	7.8%	14.1%
6=Refused	0.2%	0.0%	0.0%	0.2%	0.7%
TOTAL	100.0%	100.0%	100.0%	100.0%	100.0%

8. What future would you prefer for Louisiana?

- A state with small and medium-sized cities with open space between them, OR
- A state with large cities like Atlanta or Dallas with suburban-type development OR
- A state with large cities like Atlanta or Dallas with higher density development OR
- Does it not matter/no opinion

	Percent of Respondents				
	Total	North Louisiana Metro Parishes	North Louisiana Non-Metro Parishes	South Louisiana Metro Parishes	South Louisiana Non-Metro Parishes
1=A state with small and medium-sized cities with open space between them OR	53.3%	52.4%	59.8%	50.3%	61.1%
2=A state with large cities like Atlanta or Dallas with suburban-type development OR	10.2%	9.6%	5.4%	11.9%	7.4%
3=A state with large cities like Atlanta or Dallas with higher density development OR	3.8%	3.6%	1.8%	4.9%	1.3%
4=Does it not matter to you	28.7%	29.5%	30.4%	28.3%	28.2%
5=Other/Unsure	3.8%	4.8%	2.7%	4.1%	2.0%
6=Refused	0.2%	0.0%	0.0%	0.3%	0.0%
TOTAL	100.0%	100.0%	100.0%	100.0%	100.0%

9. Do you have any additional thoughts or comments regarding transportation in Louisiana that you would like to share with us?

This open-ended question had a variety of responses, and echoed the responses in the more detailed questions of the survey. Examples of some of the issues expressed by several respondents are noted below:

- “Better public transportation and an international airport”
- “Fix the roads”
- “It takes too long to get projects done: quicken them up”
- “More transportation options, especially for the elderly and disabled”
- Rail service between Baton Rouge and New Orleans and enlarging the Baton Rouge airport”