

# LOUISIANA

## Regulations for Trucks, Vehicles and Loads

2013





# *Louisiana*

## *Regulations*

### *For*

## *Trucks, Vehicles and Loads*



The Rules and Regulations contained herein pertaining to the Department of Transportation and Development are established and enforced under the authority of Louisiana R. S 32§2 and the Louisiana Administrative Code, Title 73.

This public document was published at a cost of \$1.00 per copy by the Louisiana Department of Transportation and Development, P. O. Box 94245 Baton Rouge, Louisiana 70804, to inform the public about current regulations for trucks, vehicles and loads within the Department under the authority of special exception by the Division of Administration. This material was printed in accordance with the standards for printing by state agencies established pursuant to R.S. 43:431.

First Edition Published 1977  
Twenty-Fourth Edition - Summer 2013



# TABLE OF CONTENTS

	<b>Page</b>
<b>GENERAL INFORMATION-----</b>	<b>1</b>
<b>Department of Transportation and Development Offices-----</b>	<b>3</b>
Truck Permit Office-----	3
Location, Hours of Operation and Telephone Numbers -----	3
Emergencies-----	3
<b>Louisiana Operation Lifesaver-----</b>	<b>4</b>
Railroad Emergencies Number-----	5
 <b>LEGAL LIMITATIONS AND DEPARTMENT REGULATIONS-----</b>	 <b>7</b>
<b>Legal Limitations-----</b>	<b>9</b>
Weight-----	9
Bridge Formula-----	10
Width-----	10
Height-----	10
Length-----	10
Projecting Loads-----	11
Twin Trailer Combinations-----	11
Trailers and Towed Vehicles-----	11
Farm Vehicles and Equipment-----	12
Timber Cutting and Logging Equipment-----	12
Care of Vehicle Load-----	12
<b>Department Regulations-----</b>	<b>13</b>
Posted Bridges-----	13
Axle Weight Distribution-----	13
Variable Load Suspension Axles-----	13
Treated Utility Poles-----	14
Tunnels-----	14
 <b>OVERSIZE AND OVERWEIGHT PERMIT LAWS AND REGULATIONS-----</b>	 <b>15</b>
<b>General Regulations -----</b>	<b>17</b>
Liability for Damages -----	18
Certificates of Insurance-----	18
Federal, State and Local Agencies-----	18
Maximum Permit Weights Allowed-----	19
Permit Axle Weight Distribution-----	19
Loads Exceeding 18 feet in Width-----	20
DOTD District Phone Numbers-----	20
Statewide – Loads Exceeding 16 feet 5 Inches in Height -----	20
Loads Exceeding 18 Feet in Height-----	21
<b>Methods of Obtaining Permits-----</b>	<b>22</b>
Walk-In Service-----	22
Mail-----	22
Wire Service-----	22
Internet Permit Application-----	23
Charge Accounts-----	23
Cash Bonds -----	23
Prepaid Oversize Permits-----	24
<b>Methods of Payment -----</b>	<b>24</b>
<b>Types of Permits-----</b>	<b>25</b>
Agronomic/Horticultural -----	25
Annual Overweight -----	25
Bagged Rice-----	26

<b>Types of Permits continued</b>	<b>Page</b>
Containerized Cargo Class I-----	26
Containerized Cargo Class II-----	26
Containerized Special Cargo -----	27
Cotton Module-----	27
Escort Vehicle-----	28
Forest Management Equipment-----	28
Forest Products-----	28
Harvest Season or Natural Forest Products-----	28
House Movers Equipment-----	29
Liquid Bulk Container-----	29
Monthly Oversize-----	29
Multi-state Permit Agreement – SASHTO States -----	30
Multi-state Permit Agreement – WASHTO States-----	30
Off-Road Equipment – Annual Non-Critical-----	31
Off-Road Equipment – Semi-annual Critical-----	31
Oilfield Equipment-----	32
Oversize -----	32
Oversize and/or Overweight Free Permits-----	32
Overweight -----	32
Pleasure Craft-----	33
Refuse-----	33
Refuse Waste-----	33
Solid Waste-----	34
Steering Axle-----	34
Timber Cutting/Logging Equipment-----	34
Waste Vehicle-----	35
Yearly Oversize-----	35
<b>Canceling or Revising Permits-----</b>	<b>35</b>
Canceling-----	35
Revising-----	36
Web Based Permits-----	36
<b>Permit Restrictions-----</b>	<b>36</b>
Escorts-----	36
State Police-----	36
City Police-----	36
Private-----	36
Pole Trucks-----	37
Bucket Trucks -----	37
Interstate Movement-----	37
Curfews, Night, Inclement Weather and Holiday Movement-----	38
Red/Fluorescent Orange Warning Flags-----	39
Warning Signs-----	40
Warning Lights-----	40
<b>LAWS AND REGULATIONS ENFORCED CONCURRENTLY WITH OTHER AGENCIES-----</b>	<b>43</b>
<b>Vehicle Registration and Licensing-----</b>	<b>45</b>
General Information-----	45
Louisiana Plates-----	46
Apportioned Plates-----	47
Reciprocal Agreements-----	48
Temporary 48-Hour Trip Permits-----	48
Interstate and Intrastate Operation-----	48
Commercial Driver’s License-----	49
Department of Public Safety Weight Enforcement-----	49
Fuel Tax-----	50
Vehicles Using Gasoline-----	50
Vehicles Using Special Fuels-----	50
Vehicles Transporting Gasoline in Bulk-----	52
Vehicles Transporting Special Fuels in Bulk-----	52
Litter-----	52
Controlled Access Highways-----	52

<b>GLOSSARY</b> -----	53
Definitions-----	55
<b>ADDENDUM</b> -----	59
<b>Legal Lengths</b> -----	A-1
<b>Overweight Permit Fee Schedules</b> -----	A-2
<b>Guideline for Submitting Overweight Vehicle Configurations (Super Loads)</b> -----	A-4
<b>Guideline for Submitting Critical Off-Road Configurations for Approval</b> -----	A-4
<b>Requirements for Permitting Off-Road Equipment</b> -----	A-5
Non-Critical Off-Road Equipment-----	A-5
Critical Off-Road Equipment-----	A-5
General Permit Requirements-----	A-5
Critical Off-Road Equipment Permit Requirements-----	A-6
Annual and Semi-Annual Off-Road Equipment Permits-----	A-7
<b>License Weights</b> -----	A-8
<b>Maximum Axle Weights for Permitted Loads</b> -----	A-12
Truck or Truck/Trailer Combinations-----	A-12
Off-Road Equipment-----	A-12
<b>Federal Bridge Formula Chart</b> -----	A-13
<b>Maximum Legal Axle Weights Chart</b> -----	A-14
<b>Critical Axles Chart</b> -----	A-14
<b>Tire Size Charts</b> -----	A-14
<b>Escort Requirements for Oversize and/or Overweight Vehicles or Loads</b> -----	A-15
General Provisions-----	A-15
Equipment Required-----	A-16
Escorting Procedures-----	A-17
Checklist for Equipment Required for "Louisiana Approved Escort Vehicle"-----	A-19
<b>Special Fuels</b> -----	A-21
<b>State Police Troop Information</b> -----	A-22
<b>Police Escorts other than State Police</b> -----	A-22
<b>Important Phone Numbers for Truckers</b> -----	A-22
<b>Stationary Scale Phone Numbers</b> -----	A-23
<b>Weigh Station Signs</b> -----	A-24
Trucks Without Prepass.....	A-25
Trucks With Prepass.....	A-25
<b>Notes</b> .....	A-26




LOUISIANA DEPARTMENT OF  
TRANSPORTATION & DEVELOPMENT





*General*

*Information*



DEPARTMENT OF TRANSPORTATION & DEVELOPMENT

TRUCK PERMIT OFFICE

The street address for the Truck Permit Office is:

**Department of Transportation and Development  
Truck Permit Office  
1201 Capitol Access Road  
Baton Rouge, Louisiana 70802**

Requests for permits by mail and any correspondence concerning permits should be addressed to:

**Department of Transportation and Development  
Truck Permit Office  
P. O. Box 94042  
Baton Rouge, Louisiana 70804-9042**

Truck Permit Office hours are:

**Monday through Friday ..... 6:00 A.M. - 5:00 P.M.  
Saturday and Sunday ..... CLOSED  
Certain Holidays..... CLOSED**

The **Truck Permit Business Office** (for billing inquiries, bill payments, charge account and insurance information) is open Monday through Friday from 7:00 A.M. until 4:00 P.M. **Payments and other business office functions may not be handled after 4:00 P.M.**

Routine permits will **not** be issued after office hours.

The telephone and fax numbers for the Truck Permit Office are:


**(225) 343-2345 ..... Baton Rouge  
1-800-654-1433 ..... Nationwide  
(225) 377-7108 ..... Facsimile**

**WEB ADDRESS: [www.dotd.la.gov](http://www.dotd.la.gov)  
Go to: Quick Links, Truck Permits**

**EMERGENCIES ONLY**

**For after office hours permitting emergencies only:**

**Telephone (225) 343-2345 or 1-800-654-1433.**



**OPERATION  
LIFESAVER®**

**Louisiana**

#### LOUISIANA OPERATION LIFESAVER

Operation Lifesaver (OL) and the American Trucking Association (ATA) remind professional drivers to stay alert at places where the roadway crosses train tracks. These highway-rail grade crossings are a special kind of intersection. Be aware that local and state laws may be more restrictive than the information contained herein. To find out more about Operation Lifesaver or to view laws pertaining to highway-rail crossings visit:

[www.laoperationlifesaver.org](http://www.laoperationlifesaver.org)

or write to:

LA Operation Lifesaver  
P.O. Box 66336  
Baton Rouge, LA 70896

Phone: 225-334-0950

Fax: 225-922-0083

### What Louisiana Residents Need to Know about Highway-Rail Grade Crossings

- 50: Almost the percentage of vehicle / train collisions that occur at crossings nationally with active warning devices (lights, gates, bells).
- 64: Percentage of all collisions that occur during daylight hours
- 2: Average time, in hours, between each incident where a vehicle or pedestrian is struck by a train
- 20: Times you are more likely to die in a crash with a train than you are to die in an automobile crash.
- 3000: Approximately the number of rail miles in Louisiana
- 6000: Roughly the number of public and private highway-rail grade crossings in Louisiana
- 200: Number of feet a mid-size car takes to stop at 55 mph
- 5280: Number of feet an average size (150 car) freight train takes to stop at 55 mph

**In 2006, statewide, Louisiana has 143 crashes at railroad crossings resulting in 8 fatalities and 72 injuries. Crashes are up 8%, fatalities are down 60% and injuries are up 39% from 2005.**

**FACT:** At 80,000 pounds, pulling a 53 foot trailer, a typical linehaul unit on a level road with good surface conditions requires at least 14 seconds to clear a single track and more than 15 seconds to clear a double track.

**FACT:** After fully applying the brakes, a loaded freight train traveling 55 mph takes a mile or more to stop and an 8-car passenger train traveling 80 mph requires about a mile to stop.

**FACT:** In 2005, Louisiana ranked 6<sup>th</sup> highest in the nation for the number of traffic collisions at highway rail crossings.

Be aware that lowboys, car carriers, moving vans, possum-bellied livestock trailers and other loads that travel with a minimal ground clearance can get stuck on raised crossings. **IF FOR ANY REASON YOU DO GET STUCK ON THE TRACKS:**

- Get out of the truck and away from the tracks.
- Call 911. Give the location of the crossing, using all identifiable landmarks, especially the DOT crossing number if posted.

**Be aware of field to field Railroad Crossings.** Such crossings are often not marked and your vision may be obscured by crops or vegetation.

#### Stopping at Highway-Rail Intersections:

- Stop no closer than 15 feet to the nearest rail.
- Check for traffic behind you while gradually slowing.
- Turn on four-way flasher; leave on until following traffic has safely stopped.
- Roll down the window and turn off stereo and fans.
- Once stopped, look carefully in both directions for approaching train, moving head and eyes to see around obstructions.

### Resuming Travel:


- Before resuming, make sure there is enough room on the other side of the track for the whole unit to clear the tracks, including any overhang
- Use the highest gear which will let you cross the tracks without shifting.
- If the red lights begin to flash after starting across the tracks, KEEP GOING. The lights should begin flashing at least 20 seconds before the train arrives at the crossing.

### Stop at Every Highway-Rail Intersection when:

- Transporting chlorine, whether or not placarding is required
- Driving any vehicle placarded for Hazardous Materials
- Driving a cargo tank used for hazardous materials, whether loaded or empty
- Transporting, in a cargo tank, a Class 3 elevated temperature material
- Transporting a hazardous material covered by a DOT exemption (shipping papers or packaging material marked "DOT-E" followed by exemption number)

### Emergency Numbers

<b>Union Pacific Railroad</b>	1-888-UPRR-COP or 877-7267 sstephen@up.com
<b>Kansas City Southern Railroad</b>	1-877-KCS-XING allen.pepper@kcsr.com
<b>Canadian National Railroad</b>	1-800-465-9239 Morris.Evans@cn.ca
<b>Norfolk Southern Railroad</b>	1-800-946-4744 samurry@nscorp.com
<b>Louisiana and Delta Railroad</b>	1-337-364-9625, Ext. 0
<b>CSX Railroad</b>	1-800-232-0144
<b>AMTRAK</b>	1-800-331-0008
<b>Burlington Northern Santa Fe Railroad</b>	1-800-832-5452
<b>New Orleans Public Belt Railroad</b>	1-504-896-7442
<b>New Orleans Gulf Coast Railroad</b>	1-402-379-5824




**ALWAYS EXPECT A TRAIN**



*Legal*

*Limitations*





# LEGAL LIMITATIONS

## WEIGHTS

The maximum legal axle weights on Interstate highways are:

<b>SINGLE AXLES</b>	<b>20,000 POUNDS</b>
<b>TANDEM AXLES</b>	<b>34,000 POUNDS</b>
<b>TRIDUM AXLES</b>	<b>42,000 POUNDS</b>
<b>QUADNUM AXLES</b>	<b>50,000 POUNDS</b>

Axle variance of 2,000 pounds for single axles and 3,000 pounds for tandem, tridum and quadrum axles are allowed on non-Interstate highways. Therefore, the maximum legal weights on non-Interstate highways are:

<b>SINGLE AXLES</b>	<b>22,000 POUNDS</b>
<b>TANDEM AXLES</b>	<b>37,000 POUNDS</b>
<b>TRIDUM AXLES</b>	<b>45,000 POUNDS</b>
<b>QUADNUM AXLES</b>	<b>53,000 POUNDS</b>

Exception: Weight limits for vehicles with tandem axles carrying forest products in their natural state shall be 40,000 pounds.

The maximum legal weight on a tire is:

<b>650 POUNDS PER INCH WIDTH OF TIRE</b>
--

The sum of the legal axle weights on a vehicle or combination of vehicles is its legal gross weight. However, regardless of the number and type of axles, the maximum legal gross weight of any vehicle or combination of vehicles (except a combination with a tridum or quadrum axle) is:

<b>80,000 POUNDS</b>
----------------------

Regardless of the number and type of axles, the maximum legal gross weight of any combination of vehicles which has a tridum or quadrum axle is:

<b>83,400 POUNDS.....INTERSTATE HIGHWAYS</b>
<b>88,000 POUNDS.....NON-INTERSTATE HIGHWAYS</b>

Vehicles may not exceed their licensed gross weight. Maximum licensed gross weight is equal to the maximum legal gross weight.

## **BRIDGE FORMULA**

Louisiana is currently enforcing the compliance with the Federal Bridge Formula. See ADDENDUM A-13.

In accordance with the applicable provisions of the Administrative Procedure Act, R.S. 49:950, et seq., the Louisiana Department of Transportation and Development adopted a rule regarding implementation of the "**Bridge Formula**" as it applies to vehicles which operate on the INTERSTATE HIGHWAYS of the state of Louisiana. The action was taken pursuant to Act 686 of the 1987 session of the Louisiana Legislature.

The Bridge Formula set forth in 23 USCA 127 and in L.R.S. 32:386 applies to all vehicles except:

- a. Type Six (five axle configurations with one single axle and two sets of tandem axles) carrying one of the commodities listed in Item c.
- b. Type Eight (six axle configuration with one single axle, one tandem axle and one tridum axle) carrying one of the commodities listed in Item c.
- c. The above types of vehicles must be carrying the following commodities in their bulk or natural state: forest products, sand, gravel, agricultural products or lumber.
- d. All permit loads including Containerized Cargo with a valid oversize/overweight permit are exempt from the bridge formula.

### **WIDTH**

The maximum legal width of any vehicle shall not exceed 102 inches, exclusive of safety devices.

The load on any vehicle shall not project more than twelve (12) inches beyond the width of its body. The overall width of a vehicle and load shall not exceed the legal dimensions as described above.

**Exception:** Appurtenances extending no more than 6 inches beyond the body of recreational vehicles.

### **HEIGHT**

The maximum legal height of a vehicle is 14 feet 0 inches on interstate highways and 13 feet 6 inches on non-interstate highways.

### **LENGTH -See Addendum A-1**

The maximum legal length of any single vehicle is 45 feet.

The maximum legal length of a combination of vehicles on highways other than the Designated Truck Route shall be 65 feet.

The maximum legal length of a semi-trailer on the Designated Truck Route shall be 59 feet 6 inches.

The maximum legal length of any trailer, semi-trailer portion of a twin trailer combination of vehicles shall not exceed 30 feet.

- **Exception:** The maximum legal combination length of specialized equipment (i.e., auto transporters, boat transporters, dromedary units) is 75 feet. In addition, the front overhang is not to exceed 3 feet and the rear overhang is not to exceed 4 feet.
- **Exception:** The maximum legal length of the load carried by a combination of vehicles transporting forest products in their natural or treated state is 65 feet plus one (1) foot additional tolerance in length. However, these vehicles must comply with flag and lighting requirement (see page 39-41).
- **Exception:** Sportsmen coaches or vehicles obviously used solely for recreational purposes and registered, therefore, may tow a combination of no more than two (2) vehicles and shall not exceed seventy (70) feet in total length.

## PROJECTING LOADS

Equipment that is permanently attached to and cannot be readily removed from a vehicle is not considered load if the vehicle meets state safety standards and is licensed for use on state highways, and if any projection beyond the vehicle is at least 6 feet above the surface of the highways.

A vehicle or combination of vehicles with a projection or projecting load cannot exceed the total length limitations for that vehicle or combination of vehicles. In addition:

1. A load cannot project more than 4 feet beyond the front of a single vehicle or 4 feet in front of the foremost vehicle of a combination of vehicles.
2. A load cannot project more than 8 feet beyond the rear of the bed or body of a single vehicle or the rear vehicle of a combination of vehicles.
  - **Exception:** The load on the rear vehicle of a combination of vehicles transporting forest products in their natural state cannot project more than 20 feet beyond the rear of the bed or the back of the rear tire of the vehicle, whichever is further from the cab and the load must clear the pavement by at least two (2) feet. When the rear projection is more than 15 feet, the vehicle may operate only during daylight hours.
  - **Exception:** Vehicles transporting wooden poles or piling cannot project more than 15 feet beyond the rear of the bed or the back of the rear tire of the vehicle, whichever is further from the cab and must clear the pavement by at least two (2) feet. When the rear projection is more than 8 feet, the vehicle may operate only during daylight hours.
  - **Exception:** (Compactor Refuse) Vehicles equipped with front-end loading attachments and containers are exempt from the legal limitation for projections beyond the front of the vehicle, provided that the vehicle is actively engaged in the collection of garbage, rubbish, refuse or recyclable materials. This exemption applies to travel on non-Interstate highways only.

## TWIN TRAILER COMBINATIONS

A combination of vehicles cannot consist of more than two vehicles.

- **Exception:** Combinations of a truck-tractor and two trailers: truck-tractor and two semi-trailers; or truck-tractor, semi-trailer and trailer. These twin trailer combinations are subject to route limitations. They may operate only over the Interstate System and the Designated Truck Routes or within a reasonable access of ten (10) miles.

Household goods carriers shall have unrestricted access for loading and unloading purposes only, unless otherwise prohibited.

No combination of vehicles operated on any parish road shall consist of more than two vehicles.

- **Exception:** A vehicle having no more than two axles may tow any combination of two vehicles, provided the combination of vehicles does not exceed 65 feet.
- **Exception:** A vehicle having no more than two axles and owned and/or operated by a manufacturer or dealer of boats may tow two (2) boat trailers.

## TRAILERS AND TOWED VEHICLES

Drawbars and other connections must be strong enough to pull all the towed weight and cannot exceed 15 feet between vehicles.

- **Exception:** The connection between any two vehicles transporting poles, pipe, machinery or other objects of a structural nature which cannot be readily dismembered may exceed 15 feet.

If the connection between a vehicle and a towed vehicle is a chain, rope, or cable, then a red flag, at least one (1) foot square, must be displayed on the connection between sunrise and sunset, and a red light visible under ordinary atmospheric conditions for at least 500 feet must be displayed on the connection between sunset and sunrise.

- **Exception:** Truck-tractors being transported by the triple saddle mount method.
  - a. The combination of vehicles must be equipped with the necessary lights and signals in accordance with state and federal laws and regulations.
  - b. The rear wheels of the second, third and fourth truck-tractors must be equipped with adequate splash guards or mud flaps.
  - c. Truck-tractors may be transported by a drawbar, pintle connection, or by the triple saddle mount method of transportation.

### **FARM VEHICLES AND EQUIPMENT**

Farm vehicles and equipment, except draglines and bulldozers, being operated and/or transported for bona fide agricultural purposes or the transportation of farm vehicles and equipment to be used for normal farm purposes by persons transporting such farm equipment or machinery for distances not to exceed fifty (50) miles from the point of origin shall be exempt from the requirements for width, height, length, and for trailers and towed vehicles.

Such farm vehicles may use any public highways other than those designated as part of the National System of Interstate and Defense Highways during the period from thirty (30) minutes after sunrise until thirty (30) minutes before sunset without obtaining a special permit from the Secretary, or from any other Agency or Department of the state or political subdivisions, provided that such machinery or equipment being shipped by persons to be used for normal farm purposes shall be equipped with front and rear reflector lights and with a blinking hazard light clearly visible from the front and rear.

### **TIMBER CUTTING AND LOGGING EQUIPMENT**

Vehicles being operated to transport timber cutting or logging equipment from one job site to another and the equipment being transported, when the trailer upon which the equipment is towed and the equipment are owned or leased by the same person, shall be exempt from the requirements for width, height, length, for trailers and towed vehicles.

Such vehicles may use any public highways other than those designated as part of the National System of Interstate and Defense Highways during the period from thirty (30) minutes after sunrise until thirty (30) minutes before sunset without obtaining a special permit from the Secretary, or from any other Agency or Department of the State or political subdivisions, provided that such machinery or equipment being shipped by persons to be used for normal logging activities shall be equipped with front and rear reflector lights and with a blinking hazard light clearly visible from the front and rear.

### **CARE OF VEHICLE LOAD**

The load of a vehicle cannot drop, leak or otherwise escape from the vehicle. The load must be securely fastened so as to prevent the load or any covering from becoming loose, detached or in any manner a hazard to other users of the highway.

“Loose material” means dirt, sand, gravel or other material that is capable of blowing or spilling from a vehicle as a result of movement or exposure to air, wind currents or weather, but shall not include agricultural products in the natural state or wood chips.

Any load of loose material as defined above being transported by a commercial hauler shall be covered in such a manner as to prevent the load from blowing, spilling or dropping from the vehicle.

## DEPARTMENT REGULATIONS

### POSTED BRIDGES

Some Louisiana bridges are posted with **advisory weight** signs (black lettering on a yellow background), drivers are urged to use their own discretion in crossing these bridges with heavy loads.

Also, some Louisiana bridges are posted with **regulatory weight limit** signs (black lettering on a white background). Violation tickets will be issued for vehicles crossing these bridges in excess of the posted limit with a minimum fine of \$100.00. The ticket shall be issued based upon the difference between the actual gross weight of the vehicle and load at the time of the stop and the amount of weight for which the particular bridge is posted at the time of the stop. Fine information can be obtained by contacting the Louisiana State Police Weight Enforcement Unit at 225-925-6113.

Neither the State of Louisiana nor the Department of Transportation and Development shall incur any liability from any injury or property damage caused by the crossing of a posted bridge with a load in excess of posted advisory or regulatory weight limits.

### AXLE WEIGHT DISTRIBUTION

The law requires reasonable distribution of axle weight on tandem, tridum, and quadrum axle groups. Those vehicles and loads with permits that exceed the legal axle weight must comply with the axle weight distribution as described on page 19. All other vehicles and loads must comply with the following:

#### Tandem Axles

1. On Interstate highways a tandem axle group is properly distributed if neither of the individual axles carries more than 20,000 pounds.
2. On non-Interstate highways a tandem axle group is properly distributed if neither of the individual axles carries more than 21,500 pounds.

#### Tridum Axles

1. On Interstate highways a tridum axle group is properly distributed if none of the individual axles carries more than 16,000 pounds.
2. On non-Interstate highways a tridum axle group is properly distributed if none of the individual axles carries more than 17,000 pounds.

#### Quadrum Axles

1. On Interstate highways a quadrum axle group is properly distributed if none of the individual axles carries more than 14,500 pounds.
2. On non-Interstate highways a quadrum axle group is properly distributed if none of the individual axles carries more than 15,500 pounds.

### VARIABLE LOAD SUSPENSION AXLES

When "Variable Load Suspension" axles are equipped on a vehicle and are operational, they must provide for reasonable distribution of axle weight as described in the previous section. In addition, the regulator that controls the pressure for these axles must be outside the cab. The only control that may be in the cab is that which is necessary to activate the mechanism. The suspension used by these axles may be either hydraulic, air or a combination thereof.

**TREATED UTILITY POLES**

All vehicles or combinations of vehicles utilizing a balance type utility trailer or a fifth-wheel type utility trailer engaged in the transportation of treated utility poles do not need a special permit for the transportation of utility poles by a utility, its representative, or its contractor for use in the normal operation of its facilities to provide service to the area it serves. No load consisting of such poles shall extend more than thirty-five (35) feet past the rear of the vehicle and must maintain a minimum clearance of one and one-half (1 ½) feet above the ground. All escort requirements will apply for loads exceeding 90 feet overall length.

**TUNNELS**

Hazardous material, flammable material, combustible material, oversize and/or overweight permit loads are specifically prohibited from using any tunnel in the State. The locations of the three (3) tunnels in Louisiana are as follows:


Harvey Tunnel.....	US 90 Business
Belle Chasse Tunnel.....	LA 23 – southbound only
Houma Tunnel.....	LA 3040

*Oversize and Overweight*

*Permit Laws*

*And*

*Regulations*





## GENERAL REGULATIONS

An oversize or overweight permit must be obtained from the Department of Transportation and Development's Truck Permit Office to operate a vehicle which exceeds the legal size or weight on state highways.

In general, oversize and overweight permits are issued only for indivisible vehicles and loads. Indivisible vehicles or loads are those which cannot be easily divided, broken down or dismantled to conform to the legal limitations.

- **Exception:** When all parts which have been or can be readily divided or dismantled from a shipment weigh 500 pounds or less, these parts may be moved along with the load.
- **Exception:** Vehicles transporting an oversize/overweight **dozer** will be allowed to remove its blade or sideboom and haul it on the same vehicle.
- **Exception:** Vehicles transporting pipe loaded across a vehicle, rather than lengthwise, will be eligible for overwidth permits as long as the width of the vehicle and load does not exceed 8 feet 8 inches.
- **Exception:** Vehicles transporting up to three (3) bundles of prepackaged oilfield pipe may not exceed 10 feet in width.
- **Exception:** Vehicles transporting farm or forest products in their natural state will be eligible for Harvest Season or Natural Forest Product Permits.
- **Exception:** Vehicles transporting Agronomic or Horticultural products in their natural state will be eligible for Agronomic/Horticultural Permits.
- **Exception:** Vehicles transporting pulpwood or plywood bolts loaded across a vehicle, rather than lengthwise, will be eligible for Forest Product Permits as long as the width does not exceed 9 feet.
- **Exception:** Waste disposal trucks transporting some divisible loads will be eligible for Overweight Permits.
- **Exception:** Vehicles transporting oversize loads will be allowed to create an overheight dimension as long as there is at least one (1) permitted dimension, and all the dimensions for the load are shown on the permit. **Overwidth and overlength dimensions may never be created.**
- **Exception:** Specialized trailer combinations used in the moving of specialized overweight loads are allowed to obtain overweight permits to carry no more than two items of that combination used in the transportation of the exceptional load (i.e., one jeep and one dolly or one jeep and one deck insert). These permits may be obtained for either a trip to pick up the load, or a return trip after making a delivery.
- **Exception:** Trucks importing/exporting commodities from a port located on the Mississippi River via a bridge over the Mississippi River to a facility located in the same parish as the bridge.
- **Exception:** Eaves of Mobile Homes are allowed to be a maximum of 6 inches on each side without being considered part of the overall width.

- **Exception:** Vehicles transporting not more than two (2) pieces of timber cutting or logging equipment between job sites will be eligible for Timber Cutting/Logging Equipment Permits, when the trailer upon which the equipment is towed and the equipment are owned or leased by the same person.
- **Exception:** Approved safety devices such as mirrors and tarp devices are not to be considered part of the overall width of a vehicle.
- **Exception:** Aerodynamic devices are not to be considered part of the length of a vehicle.

The Department reserves the right to impose conditions upon the issuance of special permits and may impose requirements such as additional axles, routing, date, time of day, speed limit, escort(s), bucket or pole trucks, etc. All expenses of any condition or requirement are to be paid for by the applicant. All costs incidental to permits, such as, telephone charges, wire service charges, insurance, or escort fees must be borne by the applicant.

Permits must be obtained before movement of an oversize or overweight vehicle or load begins or before the vehicle enters Louisiana. Permits are not issued by DOTD Stationary enforcement units, they can only be obtained from the DOTD Truck Permit Office located in Baton Rouge.

A permit must be carried in the vehicle for which it was issued or in the escort vehicle, and must be available at all times for inspection by the proper authorities.

All other traffic and safety laws and regulations must be obeyed.

**Vehicles must be licensed for the maximum allowable license weight in order to obtain an overweight permit.**

The make, model and serial numbers must be provided for construction equipment such as draglines, cranes, dozers, backhoes, and tractors which are being moved on oversize/overweight permits.

#### **LIABILITY FOR DAMAGES**

Every special permit is issued on the condition that the permittee accepts and uses it at his or her own risk, even though all instructions, directions, and requirements of the Department have been followed. Neither the State of Louisiana nor the Department of Transportation and Development or its employees shall incur any liability of any nature from the use of a permit.

#### **CERTIFICATE OF INSURANCE**

Louisiana requires that a certificate of insurance, which insures any damage to state property must be posted at the Truck Permit Office before any permit is issued for vehicles and loads which are overweight or 14 feet or more in width. **Louisiana DOTD shall be named as the certificate holder.**

The minimum amount of the certificate of insurance must be \$100,000 for one (1) trip or \$250,000 for a year.

#### **FEDERAL, STATE AND LOCAL GOVERNMENT AGENCIES**

Federal, state and local government agencies are required to have permits. Oversize and Overweight Permits are issued free of charge to all federal, state and local government agencies except government owned utility companies.

## MAXIMUM PERMIT WEIGHTS ALLOWED

Road and structural design capacities dictate that, generally, the following weights will be the maximum weights for which overweight permits will be issued.

<b>OFF-ROAD EQUIPMENT</b>	
<b>EACH SINGLE AXLE</b>	<b>30,000 POUNDS</b>
<b>EACH TANDEM AXLE</b>	<b>60,000 POUNDS; NOTE:</b> Any vehicle with a tandem axles weighing over 48,000 pounds must have removed all counterweights and other easily removable components. <b>All previously approved off-road equipment with tandem axles exceeding 60,000 pounds must be reduced to at or below this maximum by January 1, 2001.</b> In addition, no new approvals will be granted to vehicles exceeding the 60,000 pound tandem axle weight.
<b>EACH TRIDUM AXLE</b>	<b>66,000 POUNDS; NOTE:</b> Any vehicle with a tridum axle weighing over 60,000 pounds must have removed all counterweights and other easily removable components.
<b>MAXIMUM VEHICLE WEIGHT</b>	In general, the maximum allowable gross weight of any single piece of off-road equipment is 212,000 pounds. Vehicles in excess of this weight may be allowed to move along a pre-approved route. In these cases, an analysis fee will be charged and added to the cost of the permit.

<b>ALL OTHER VEHICLES</b>	
<b>EACH SINGLE AXLE</b>	<b>24,000 POUNDS</b> if the gross vehicle weight is 120,000 pounds or less, but <b>20,000 POUNDS</b> if the gross vehicle weight exceeds 120,000 pounds.
<b>EACH TANDEM AXLE GROUP</b>	<b>48,000 POUNDS</b> if the gross vehicle weight is 120,000 pounds or less, but <b>40,000 POUNDS</b> if the gross vehicle weight exceeds 120,000 pounds— <b>45,000 POUNDS</b> if the gross vehicle weight exceeds 120,000 pounds and the spread between axle groups is a minimum of 12 feet and the spread between tires in a group is a minimum of 4 feet.
<b>EACH TRIDUM AXLE GROUP</b>	<b>60,000 POUNDS</b>
<b>EACH TANDEM TRUNION AXLE GROUP (16 tires)</b>	<b>54,000 POUNDS</b>

**When the gross vehicle weight exceeds 254,000 pounds:** Permit requests for gross vehicle weights exceeding 254,000 pounds require detailed information. Inquiries should be directed to the Truck Permit Office well in advance of the movement (generally one month). Loads exceeding 900,000 pounds may require analysis from an independent engineering firm and additional time should be allowed for this analysis. Since railroads and navigable waterways are adequate for the movement of loads in excess of 254,000 pounds, these facilities must be used instead of highways, except for the hauling necessary to move a load from its origin to the nearest railway or waterway and/or to move a load from the railway or waterway to its destination. **See ADDENDUM A-4.**

## PERMIT AXLE WEIGHT DISTRIBUTION

The law requires reasonable distribution of axle weight on tandem, tridum and quadrum axle groups. If a tandem, tridum or quadrum axle group is permitted for a weight which is less than or equal to the legal axle weight, then the axle must comply with the legal axle weight distribution. If the axle group is permitted for a weight which exceeds the legal axle weight, then the axle must comply with the following:

<b>Tandem axles</b> on vehicles with permits are properly distributed if neither of the individual axles carries more than 60% or less than 40% of the total tandem weight shown on the permit.
<b>Tridum axles</b> on vehicles with permits are properly distributed if none of the individual axles carries more than 40% or less than 25% of the total tridum weight shown on the permit.
<b>Quadrum axles</b> on vehicles with permits are properly distributed if none of the individual axles carries more than 30% or less than 20% of the total quadrum weight shown on the permit.

## LOADS EXCEEDING 18 FEET IN WIDTH

It is recommended that the permission of parish and municipal authorities, utility companies and private property owners be secured before requesting a permit from the state.

Proper protection at railroad crossings must be secured by giving notice to the nearest station agent of the railroad, with a reasonable time allowed for preparation before the movement begins.

A DOTD district representative may be required when the load exceeds 18 feet in width. The state police will not escort a house or building requiring a DOTD district representative until either a representative is present or an Authorization Number from the DOTD District Office which grants permission for the movement is shown on the **OVERSIZE/OVERWEIGHT PERMIT**. The representative of each district in which the movement is to occur should be contacted prior to movement. The District Maintenance Engineer is the designated DOTD district representative for movements over 18 feet wide. These districts are:

<b>NEW ORLEANS AREA DISTRICT 02</b> P. O. Box 9180 Bridge City, Louisiana 70094 <b>(504)437-3100</b>	<b>LAFAYETTE AREA DISTRICT 03</b> P. O. Box 3648 Lafayette, Louisiana 70502-3648 <b>(337) 262-6100</b>	<b>SHREVEPORT AREA DISTRICT 04</b> P. O. Box 38 Shreveport, Louisiana 71161-0038 <b>(318) 549-8300 Ext. 121</b>
<b>MONROE AREA DISTRICT 05</b> P. O. Box 4068 Monroe, Louisiana <b>(318) 342-0100 ext. 132</b>	<b>LAKE CHARLES AREA DISTRICT 07</b> P. O. Box 1399 Lake Charles, Louisiana 70602 <b>(337) 437-9100 Switchboard (337) 437-9191</b>	<b>ALEXANDRIA AREA DISTRICT 08</b> P. O. Box 872 Alexandria, Louisiana 71301-0872 <b>(318) 561-5101 Ext. 132</b>
<b>CHASE AREA DISTRICT 58</b> P. O. Box 110 Chase, Louisiana 71324 <b>(318) 412-3100</b>	<b>BATON ROUGE AREA DISTRICT 61</b> P. O. Box 831 Baton Rouge, LA 70821-0831 <b>(225) 231-4101</b>	<b>HAMMOND AREA DISTRICT 62</b> P. O. Box 1709 Hammond, Louisiana 70401 <b>(985) 375-0100 Ext. 140</b>

## STATEWIDE – LOADS EXCEEDING 16 FEET 5 INCHES IN HEIGHT

Whenever possible, companies applying for a permit for loads exceeding 16 feet 5 inches in height should notify the Truck Permit Office at least 48 hours in advance of the scheduled move in order to obtain a pre-approved route. **Failure to do so could result in a delay in the issuance of the permit.**

## LOADS EXCEEDING 18 FEET IN HEIGHT

Movers of **houses or buildings** that exceed 18 feet in height must contact each of the DOTD District Offices that have jurisdiction over state highways on the travel route to obtain the procedures to be followed **before** a permit will be issued by the Truck Permit Office.

In addition, **all loads** exceeding 18 feet in height traveling in the **New Orleans area** must contact the Department's District Maintenance Engineer before movement begins. The Maintenance Engineer can be reached at (504) 437-3100. The purpose of these contacts will be to obtain District Authorization for the use of state highways.

The following procedures must be followed for **houses and portable building statewide** and for **all loads in the New Orleans area**.

1. Utility companies and DOTD will not charge trucking companies for any adjustments required to move lines that are below the height approved by the Department at the time of their installation. Old utility lines may be set at a lower vertical clearance than currently required, and in these cases the requirement at the time the line was installed will govern. In instances where the load being moved exceeds the required vertical clearance, the trucker will be required to pay in advance for any adjustments or removal that is required.
2. If an estimate of cost is desired prior to movement, it will be necessary for DOTD and the utility companies to be given four (4) working days notice, unless unusual conditions are involved, in order to have sufficient time to survey the route and prepare the estimate.
3. When proper notice is given, DOTD and the utility companies will not charge the trucker for checking the route and preparing a cost estimate. Only one (1) free estimate will be given for each route approval requested.
4. Each cost estimate and final billing will be itemized. Escort fees will be shown as a separate charge on the itemized bill.
5. When moving loads over 18 feet in height, the trucker is to contact the District Maintenance Engineer requesting a District Authorization Number. The District Maintenance Engineer will maintain a list of contacts with each utility company having lines crossing the proposed route. The mover is to call each company, give them the District Authorization Number, and request clearance to move. When the utility company has completed its investigation of the route involved, it will call both the company requesting clearance and the District Maintenance Engineer and give their approval. When all the companies involved have given their approval, the District Maintenance Engineer will call the Truck Permit Office giving the company name and Authorization Number signifying that all the proper approvals have been received. The Truck Permit Office will issue the permit to use the state highways **only** after a call has been received from the District Maintenance Engineer or his representative.
6. At no time, unless unusual conditions are involved, such as the physical relocation of the lines or emergencies, will the movement of any load be delayed more than seven (7) days from the point of their first contact by the mover.
7. Utility companies will provide the District Maintenance Engineers with the names of one (1) authorized representative and one (1) alternate who can approve routes for their companies.
8. The present procedure involving loads that exceed 18 feet in width shall apply even though the height is 18 feet or less.

9. Lack of cooperation on the part of any utility company will result in DOTD re-evaluating its position on applications for right-of-way permits with regard to that particular company and could ultimately result in their permits being denied.

10. If any trucker fails to follow the adopted procedures by falsifying dimensions to circumvent these procedures, **the trucker will be fined if caught and continual disregard of the policies will result in their being denied permits to move.**

### **METHODS OF OBTAINING PERMITS**

There are six ways to obtain permits:

<b>In Person</b>	<b>Via Mail</b>	<b>Via Wire Services/Permit Services</b>	<b>Via the Internet</b>	<b>By Charge Account/Control Forms</b>	<b>Using Prepaid Permits</b>
------------------	-----------------	--	-------------------------	--	------------------------------

#### **Walk-in Service:**

Permits may be purchased by appearing in person at the Truck Permit Office located at 1201 Capitol Access Road in Baton Rouge. All information required on a permit form must be furnished at this time. The applicant must have the exact amount of payment.

#### **Mail:**

Applications for permits which are mailed must include all the information required on a permit form before the permit can be issued.

The application must be accompanied by payment for the exact amount.

The computer generated copy of the permit, which is sent by return mail to the permittee, must be carried at all times in the vehicle for which it was issued.

#### **Wire Service:**

Permits may be received at local offices of the wire services or permit services.

These companies will charge a permittee the Louisiana permit fee established by law and a service charge approved by the Department.

All information required on a permit form must be provided to the Truck Permit Office before the permit will be issued.

The transmitted copy of the permit provided by the wire service or permit service must be carried at all times in the vehicle for which it was issued. The permit may be carried in the escort vehicle when applicable.

### **Internet Permit Applications:**

In order to apply for permits via the Internet, you need to have the following:

- A PC with Internet Explorer
- A fax machine (to receive permit hard copies)
- A Charge Account or Prepaid oversize permit forms
- Or a credit card for Annual and Oversize only
- An Internet ID and Password for your Truck Permits Web Account

If you are not currently a charge customer, but would like information on how to establish an account, call 800-654-1433 or 225-377-7146 and ask for the Business Office. Details for setting up a Web Account can also be obtained from that office. Additional information relative to the Internet permit application process can be gathered from the Truck Permit Office section of the Louisiana DOTD website which is <http://www.dotd.la.gov> (see page 3).

### **Charge accounts:**

A **Surety Bond** must be posted with the Truck Permit Office to establish a permit charge account. The insurance agency must execute the bond in the minimum amount of \$1,000 or in increments of \$1,000 to an amount **equal to or exceeding the customer's monthly billing**.

It is required that the original of the bond, a power of attorney for the principal, and a power of attorney for the insurance company be furnished to the Truck Permit Office.

**General Power of Attorney (for Surety Bond):** This **Form** is to be filled out if the company is incorporated or limited liability corporation. It gives authority to a person to execute the **Bond** on behalf of the corporation and must be dated on or before the **Bond** is dated.

Customers who fail to pay the **full invoice** amount on a charge account within 15 days of the billing date may have further charge privileges revoked and the Department may execute their surety bond. Failure to remit payment within a reasonable period of time beyond the 15 days will result in the account being closed.

A charge account allows a customer to purchase books of blank permit forms which may be activated as needed by the permittee. A fee of \$5.00 will be charged to cover printing and handling costs for each book of 50 blank permit forms

A control number permit form (C-form) can be activated by filling it out completely in ink and then placing a telephone call to the Truck Permit Office. The form is not valid without the permit number which is supplied by the DOTD permit issuing official at the time of activation. The white original of the permit must be carried at all times in the vehicle for which it was issued.

Facsimile copies of valid charge account permits will be acceptable provided the copies are **legible and complete**. The Department reserves the right to refuse and/or discontinue the acceptance of facsimile copies for technical reasons. For specific account information you can contact the Truck Permit business office via email at [DOTDPerbaAccounting@LA.GOV](mailto:DOTDPerbaAccounting@LA.GOV).

### **Cash Bond:**

To establish a cash bond, a cashier's check, certified check or cash must be posted with the Truck Permit Office. To execute the bond, the check amount should be in the minimum amount of \$1,000 or increments of \$1,000 to an amount **equal to or exceeding the customer's monthly billing**. It is also required that your federal identification number be furnished when opening your account.

The same information in the above section on charge accounts (surety bonds) shall apply to payments on account and use of Control forms for customers with cash bonds.

## Prepaid Oversize Permits:

Prepaid oversize permit forms (A-forms) may be purchased for \$10.00 each at the Truck Permit Office or by mail. These forms are for customers who do not have a charge account, but wish to purchase forms in advance of their use.

A-forms can only be used for oversize permits and are valid for a single trip and for one day only. If more than one day is required to complete the move, an additional A-form will need to be activated for each additional day.

- Exception: Permits for the movement of mobile homes shall be issued for a period of 3 days. If movement of the mobile home is restricted for a holiday falling within the 3 day period, additional day(s) will be added on the permit to reflect the days that movement was restricted.

A-forms are activated by filling it out completely in ink, and then placing a telephone call to the Truck Permit Office. The form is not valid without the permit number which is supplied by the DOTD permit issuing official at the time of activation.

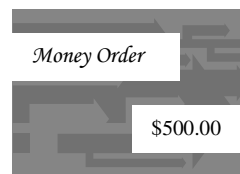
The white original of the permit must be carried at all times in the vehicle for which it was issued.

Blank Prepaid Oversize Permit forms must be activated within twelve (12) months from the date of purchase (as stated on the permit forms).

Facsimile copies of valid oversize PREPAID PERMITS will be acceptable provided the copies are **legible and complete**. The Department reserves the right to refuse and/or discontinue the acceptance of facsimile copies for technical reasons.

## METHODS OF PAYMENT

The Truck Permit Office accepts cash, company or personal check or money order for the payment of permit fees. At the present time, credit cards (American Express, MasterCard and Visa) will be accepted for the payment of permit fees for special permits, payment on account and **on a limited basis for the purchase of single trip permits**.





**TYPES OF PERMITS**

**AGRONOMIC/HORTICULTURAL PERMIT:** (\$100.00 per Year)

These permits are for truck combinations hauling agronomic or horticultural crops in their natural state, have a minimum of eighteen (18) wheels, are legal in size and exceed axle group or gross vehicle weights. This permit can be issued to the pulling unit or trailer.

On <b>non-Interstate highways</b> the maximum weights are:	
Gross Vehicle Weight.....	100,000 Pounds
Steering Axle.....	12,000 Pounds
Tandem Axles.....	48,000 Pounds
Tridum Axles.....	60,000 Pounds
• <b>Note:</b> This permit shall not supersede any lesser weight limit POSTED on a bridge or highway.	

Vehicles traveling with a valid **Agronomic/Horticultural Permit** are not prohibited from traveling at night, during moderate rain or on holidays. The permits are valid for one (1) year, expiring each year on December 31 and allow travel on any state-maintained highway except the Interstate System. **NOTE: ONLY** sugar cane may be transported on the Interstate with this permit. These permits are computer generated forms from the Truck Permit Office. **Sugarcane haulers will be granted a grace period extending the expiration date from December 31<sup>st</sup> through January 31<sup>st</sup> when the cane season runs into January. If the cane season lasts past January 31<sup>st</sup>, a new permit must be obtained.**

**ANNUAL OVERWEIGHT PERMIT:** (\$2,500.00 per year)

This permit is for vehicles transporting a single, non-divisible piece of heavy equipment with a gross vehicle weight not to exceed 120,000 pounds. **This permit is not applicable for equipment determined to be off-road. (See Addendum A-7)** Examples of covered equipment are:

**trackhoe, backhoe, dozer, side-boom, tractor, crane, skidder, trencher, dragline, pile driver, tree shearer, front-end loader, wheel loader, asphalt paver, attachments to such equipment (dozer blade, dragline bucket, disc, plows, etc.), oilfield equipment (actual parts of the rig, draw works, sub structure, derrick section, generator, etc.). Examples not allowed are: portable buildings (tool sheds, crew houses, living quarters, etc.), tanks, mobile homes, steel plates, steel beams, etc.**

Oversize dimensions not exceeding 14 feet 4 inches in height, 12 feet 0 inches in width, 90 feet 0 inches in length and a rear overhang of 25 feet 0 inches shall be included in the cost of this permit. **Loads with dimensions exceeding the envelope vehicle must obtain a separate oversize/overweight trip permit.** Vehicles using this permit are prohibited from crossing bridges with a posted weight limit and from travel in restricted construction zones. Vertical clearances will be the responsibility of the permittee. Permits expire one year from the beginning movement date. The permit will be issued for the pulling unit and is **non-transferable** and **non-refundable**. Loads with a gross vehicle weight exceeding 108,000 pounds are required to have a truck/trailer combination of at least six (6) axles.

Vehicles with a valid permit are not prohibited from traveling at night, during moderate rain, or on holidays if the width and length are legal. The issuance of this permit requires a signed agreement, an application from the company, **General Power of Attorney giving** authority to a person to execute the **Agreement** on behalf of the corporation and must be dated on or before the Agreement is dated. The agreement, application and power of attorney form are available from the Truck Permit Office. Annual Overweight Permits are computer generated forms, and are embossed with a state seal. The **original embossed** permit must be carried in the vehicle for which it was issued. They may be obtained only from the Truck Permit Office.

**BAGGED RICE:** (\$500.00 per calendar year)

These permits are for vehicles that haul bagged rice for export only and for one way hauls within a sixty (60) mile radius of the Port of Lake Charles. This special permit authorizes the operation of a vehicle or combination of vehicles a total gross weight not to exceed 95, 000 pounds with a tandem not to exceed 37,000 pounds and a tridum not to exceed 45,000 pounds.

<b>Bagged Rice Permit Maximum Weights</b>	
Gross Vehicle Weight.....	95,000 pounds
Tandem Axles.....	37,000 pounds
Tridum Axles.....	45,000 pounds
<ul style="list-style-type: none"> <li>• <b>Note:</b> This permit shall not supersede any lesser weight limit <b>POSTED</b> on a bridge or highway</li> </ul>	

Vehicles with Bagged Rice Permits are allowed movement on non-interstate highways, are valid for one (1) year, expiring each year on December 31<sup>st</sup> and are tied to the pulling unit. These vehicles are not prohibited from traveling at night, during moderate rain or on holidays. These permits are computer generated forms from the Truck Permit Office.

**CONTAINERIZED CARGO CLASS I:** (\$50.00 per year)

These permits are for sealed Ocean Containers used in hauling prepackaged products for international trade originating from or destined to an intermodal facility. This permit allows for the transportation of Ocean Containers with a gross vehicle weight limitation not to exceed eighty thousand (80,000) pounds and axle group weight not to exceed forty thousand (40,000) pounds per tandem axle.

<b>Containerized Cargo Class I Permit Maximum Weights</b>	
Gross Vehicle Weight .....	80,000 Pounds
Tandem Axles.....	40,000 pounds
<ul style="list-style-type: none"> <li>• <b>Note:</b> This permit shall not supersede any lesser weight limit <b>POSTED</b> on a bridge or highway.</li> </ul>	

Vehicles with a **Containerized Cargo Class I Permit** are allowed movement on Interstate and non-Interstate highways and are valid for one (1) year, expiring each year on December 31. The vehicles are not prohibited from traveling at night, during moderate rain or on holidays. These permits are computer generated permit forms or Prepaid Containerized Cargo permit forms which may be obtained from the Truck Permit Office.

**CONTAINERIZED CARGO CLASS II:** (\$500.00 per year)

These permits are for sealed Ocean Containers used in hauling prepackaged products for international trade within a fifty (50) mile radius from a statutorily defined port or harbor district to an intermodal facility. This permit allows for the transportation of Ocean Containers with a gross vehicle weight limitation not to exceed ninety five thousand (95,000) pounds and the axle weight not to exceed twenty thousand (20,000) pounds per axle provided the rear axle set is a tridum

<b>Containerized Cargo Class II Permit Maximum Weights</b>	
Gross Vehicle Weight.....	95,000 Pounds
Tandem Axles .....	40,000 Pounds
Tridum Axles.....	60,000 Pounds
<ul style="list-style-type: none"> <li>• <b>Note:</b> This permit shall not supersede any lesser weight limit <b>POSTED</b> on a bridge or highway.</li> </ul>	

Vehicles with a **Containerized Cargo Class II Permits** are allowed movement on Interstate and non-Interstate highways and are valid for one (1) year, expiring each year on December 31. The vehicles are not prohibited from traveling at night, during moderate rain, or on holidays. These permits are computer generated permit forms from the Truck Permit Office.

**CONTAINERIZED SPECIAL CARGO PERMIT** (\$750.00 per year)

These permits are for vehicles that transport sealed containerized cargo **for export only** and for one-way hauls from Pineville, Louisiana and New Orleans, Louisiana. This special annual permit shall be limited to sealed containerized cargo which contains **containerboard, kraft liner, or roll pulp**. This permit authorizes the operation of a vehicle or combination of vehicles with not more than five axles at a total gross weight not to exceed 90,000 pounds with a tandem axle weight not to exceed 40,000 pounds.

<b>Containerized Special Cargo Permit Maximum Weights</b>	
Gross Vehicle Weight.....	90,000 Pounds
Tandem Axles.....	40,000 Pounds
<ul style="list-style-type: none"> <li>• <b>Note:</b> This permit shall not supersede any lesser weight limit <b>POSTED</b> on a bridge or highway</li> </ul>	

Vehicles with a **Containerized Special Cargo Permits** are allowed movement on Interstate and non-Interstate highways and are valid for one (1) year from the issue date. The vehicles are not prohibited from traveling at night, during moderate rain, or on holidays. These permits are computer generated permit forms from the Truck Permit Office.

**COTTON MODULE PERMITS:** (\$50.00 per year)

These permits are for three (3) axle vehicles that haul cotton modules and exceed the legal limitations on axle, axle group or gross vehicle weights. They are valid for one (1) year and may travel on any state maintained highway, except the Interstate system.

<b>On non-Interstate highways, the Cotton Module Permit weights are:</b>	
Gross Vehicle Weight.....	68,000 Pounds
Single Axle.....	20,000 Pounds
Tandem Axles.....	48,000 Pounds
<ul style="list-style-type: none"> <li>• <b>Note:</b> This permit shall not supersede any lesser weight limit <b>POSTED</b> on a bridge or highway.</li> </ul>	

Vehicles with a **Cotton Module Permit** are not prohibited from traveling at night, during moderate rain, or on holidays. These permits are computer generated permit forms from the Truck Permit Office.

**ESCORT VEHICLE PERMIT:** (out of state \$10.00, in state no fee, per calendar year)

These permits are for vehicles being operated as an escort in this state. Each company which operates an escort service in this state, including those domiciled in another state shall register annually with the Secretary in accordance with the rules and regulations adopted by the Secretary. These permits are valid for one (1) year, expiring each year on December 31<sup>st</sup>. Closed vans, busses, campers, motor homes and motor driven cycles are not acceptable. These permits are computer generated forms from the Truck Permit Office.

**FOREST MANAGEMENT EQUIPMENT:** (\$10.00 per year)

These permits are for forest management equipment which exceeds the legal limitations on width. It will allow a maximum width of 10 feet. General construction equipment (bulldozers, draglines, graders, etc.) are excluded from this permit; included are rubber-tired and track-type skidders, tree shears, feller bunchers, tree planting equipment, log loaders, shredders, yarders, tractors, chippers, portable chippers, drum choppers, prehaulers and fire plows. These permits are valid for one (1) year, but only for non-Interstate highway movement. **Oversize Permits** must be obtained for travel in Interstate highways.

Vehicles with **Forest Management Equipment Permits** are not prohibited from traveling on holidays or during moderate rain, but are prohibited from traveling at night. These permits are computer generated forms from the Truck Permit Office.

**FOREST PRODUCT PERMITS:** (\$10.00 per year)

These permits are for vehicles transporting plywood bolts or pulpwood which exceeds the legal limitations on width. They are allowed a maximum width of nine (9) feet when the pulpwood or plywood bolts are transported across the vehicle, rather than lengthwise.

They are valid for one (1) year and may be used only on non-Interstate highways. On Interstate highways, **Oversize Permits** must be obtained on a daily, monthly or yearly basis.

Vehicles with **Forest Product Permits** are not prohibited from traveling during moderate rain or on holidays; but they are prohibited from traveling at night. These permits are computer generated forms from the Truck Permit Office.

**HARVEST SEASON OR NATURAL FOREST PRODUCTS:** (\$10.00 per year)

These permits are for vehicles which haul farm or forest products in their natural state, grass sod, seed cotton modules or cotton from the field to the gin or from the gin to the mill, and exceed the legal limitations on weight. Limitations on size shall not apply to trucks which transport cotton modules or cotton from the field to the gin, or cotton seed from the gin to the mill and possess this permit.

<b>On non-Interstate highways</b> the maximum weights are:	
Gross Vehicle Weight.....	86,600 Pounds
Single Axle.....	22,000 Pounds
Tandem Axles.....	37,000 Pounds
• <b>Exception:</b> Weight limits for a vehicle with tandem axles carrying forest products in their natural state shall be 40,000 pounds.	
• <b>Note:</b> This permit shall not supersede any lesser weight limit <b>POSTED</b> on a bridge or highway.	
<b>On Interstate highways</b> the maximum weights are:	
Gross Vehicle Weight.....	83,400 Pounds
Single Axle.....	20,000 Pounds
Tandem Axles.....	35,200 Pounds
• <b>Note:</b> This permit shall not supersede any lesser weight limit <b>POSTED</b> on a bridge or highway	

These permits are valid for one (1) year and expire each year on December 31. Vehicles with valid permits are not prohibited from traveling at night, during moderate rain, or on holidays. Harvest Season or Natural Forest Product Permits are computer generated forms from the Truck Permit Office.

**HOUSE MOVERS EQUIPMENT PERMITS:** (\$15.00 monthly per company)

These permits are for equipment used in an unloaded condition by companies engaged in the business of moving buildings. The permits allow the empty tractor/trailer combination the necessary dimensions for movement on all state highways. However, equipment that exceeds 8 feet 6 inches in width may not move on Interstate highways without a separate oversize trip permit. All equipment exceeding 10 feet in width are to be restricted to daylight hours only. For loads that exceed 12 feet in width or 90 feet in length, a certified escort will be required for each move.

Vehicles with a valid permit are not prohibited from traveling at night (as long as the vehicle does not exceed 10 feet in width), or during moderate rain, but are prohibited on certain holidays. **House Movers Equipment Permits** are computer generated forms from the Truck Permit Office.

**LIQUID BULK CONTAINER PERMITS:** (\$200.00 per year)

These permits are for vehicles transporting a Liquid Bulk Container within a fifty (50) mile radius of a statutorily defined port or harbor district. This permit will allow these vehicles a gross vehicle weight not to exceed ninety-five thousand (95,000) pounds and an axle weight not to exceed twenty thousand (20,000) pounds per axle provided the rear axle set is a tridum. Each vehicle shall be equipped with a standard intermodal drop-frame chassis with twist locks to secure the container to the chassis.

<b>Liquid Bulk Container Permit maximum weights:</b>	
Gross Vehicle Weight.....	95,000 Pounds
Tandem Axles.....	40,000 Pounds
Tridum Axles.....	60,000 Pounds
<ul style="list-style-type: none"> <li>● <b>Note:</b> This permit shall not supersede any lesser weight limit <b>POSTED</b> on a bridge or highway.</li> </ul>	

Vehicles with **Liquid Bulk Container Permits** are allowed movement on Interstate and non-Interstate highways and are valid for one (1) year, expiring each year on December 31. These vehicles are not prohibited from traveling at night, during moderate rain, or on holidays. These permits are computer generated forms issued through the Truck Permit Office. They may be reduced in size to accommodate company log books, as long as they are complete, legible and easily read.

**MONTHLY OVERSIZE PERMITS:** (\$10.00 for each day the permit is valid)

These permits are for vehicles and loads which exceed the legal limitations on length, width, height, or projecting loads, but do not exceed the legal weight limitations.

These vehicles and loads may not be more than 90 feet in length, 12 feet in width, 30 feet front or rear overhang or 14 feet 4 inches in height. These permits are valid for those days specified on the permit and may exclude weekends, holiday or certain other days.

These permits are computer generated forms from the Truck Permit Office or by Web application.

**MULTI-STATE PERMIT AGREEMENT – SASHTO STATES:**

The purpose of this agreement is to provide a routine uniform mechanism for processing multi-state permits for certain oversize and/or overweight vehicle combinations traveling between member states. SASHTO member states include: Alabama, Arkansas, Florida, Georgia, Kentucky, Louisiana, Mississippi, Missouri, North Carolina, Ohio, Oklahoma, South Carolina, Tennessee, Texas, Virginia and West Virginia.

This process will apply only to what is to be called the envelope vehicle which is transporting non-divisible loads. The end result is to ease the administrative burdens of member states and the trucking industry that move oversize/overweight vehicles and loads across state borders. Each state will continue to issue its own permits and to receive full payment for each permit issued under this Agreement, supported by a permit agent.

The permit agent will be the central mechanism for administering and processing a multi-state oversize/overweight truck permit under this Agreement. The permit agent may be an independent service agency or a motor carrier agreeing to and capable of successfully performing the duties of a permit agent as provided for in the Multi-State Agreement.

In recognition of the assistance of such services to be provided by a permit agent, member states will give priority to multi-state permit requests received.

The advantage of this process is seen in the combining of each of the permits for the states being traveled onto one form. This will reduce the transmission costs and provide for one contact to obtain permits for travel through all states that are a part of this Agreement.

In addition, the Agreement also provides for a common set of safety regulation for escort vehicles, as well as, equipment requirements. An oversize Multi-State Permit fee is \$10.00 for ten days. An overweight Multi-State Permit fee for Louisiana is taken from Addendum A-2 or A-3. The overweight fees for each member state are applied to the total cost of the overweight permit.

For the purpose of this Agreement, an envelope vehicle is defined as a truck tractor/trailer or manufactured housing combination not exceeding the following maximum limitations:

<b>Maximum Dimensions for Envelope Vehicle</b>	
<b>Length</b>	<b>100 feet 0 inches</b> (combination overall length including all overhang) *51 feet minimum outer axle measurement
<b>Height</b>	<b>13 feet 6 inches</b> (overall height)
<b>Width</b>	<b>14 feet 0 inches</b> (overall width including all overhang)
<b>Maximum Weight Allowed</b>	
<b>Overall Gross Vehicle Weight</b> .....	<b>120,000 Pounds</b>
<b>Steering Axle</b> .....	<b>12,000 Pounds</b>
<b>Single Axle</b> .....	<b>20,000 Pounds</b>
<b>Tandem Axle</b> .....	<b>40,000 Pounds</b>
<b>Axle Group (3 or more)</b> .....	<b>60,000 Pounds</b>

A permit issued under this agreement will be valid for a single trip not to exceed ten (10) calendar days. These permits may be obtained from the Truck Permit Office.

**MULTI-STATE PERMIT AGREEMENT – WASHTO STATES:**

The purpose of this agreement is to provide a routine uniform mechanism for processing multi-state permits for certain oversize and/or overweight vehicle combinations traveling between member states. WASHTO member states include: Arizona, Colorado, Idaho, Louisiana, Montana, New Mexico, Oklahoma, Oregon, Texas, Utah, and Washington.

This agreement also covers the permitting of divisible loads moved by longer combination vehicles (LCVs). The permitted movement of an LCV will be subject to the parameters established by each member jurisdiction wishing to participate in this permitting process and set forth in the Regional permit Desk Guide. The signing of this agreement does not automatically commit the jurisdiction to either permitting LCVs or allowing their use within the boundaries of the jurisdiction.

This agreement shall authorize each Member Jurisdiction to issue regional permits allowing operation in any other Member Jurisdiction of vehicles of the following non-reducible maximum dimensions:

<b>Maximum Weights for Envelope Vehicle: <u>160,000 pounds gross weight</u></b>
600 pounds per inch of tire width
<u>21,500</u> pounds per axle, <u>43,000</u> pounds per tandem axle, <u>53,000</u> pounds per tridum (wheelbase more than 8 ft. but not more than 13 ft.)
In no case may the gross weight exceed the sum of the permitted axle, tandem axle, group axle weights or the weight specified by the permit, whichever is less.
Have a minimum of five axles
<b>Maximum Dimensions for Envelope Vehicle</b>
110 feet overall length
14 feet 0 inches in width
14 feet 0 inches in height

The cost of the permit is the sum of the individual state fees.

**OFF-ROAD EQUIPMENT PERMIT – ANNUAL NON-CRITICAL:**

This permit is for vehicles that are classified as Non-Critical Off-Road Equipment. In general, included in this category are vehicles that have single-single, single-tandem, or tandem-tandem axle configurations that do not exceed 30,000 pounds on a single axle or 54,000 pounds on a tandem axle. Reasonable oversize dimensions will be covered as well; however, all appropriate escort regulations will apply. The permit allows for travel throughout Louisiana on highways designated on the “**LA DOTD APPROVED TRAVEL ROUTES FOR OVERWEIGHT LOADS**” map. The cost of the permit is \$1,000.00 and it is valid for one calendar year. Non-critical off-road equipment that has been issued a valid annual non-critical off-road equipment permit may be allowed to tow a two-axle motor vehicle as long as the towed vehicle does not exceed ten thousand pounds gross vehicle weight, and the combination of the off-road equipment and the towed vehicle does not exceed an overall length of sixty-five feet. Counterweights are allowed to be carried on the off-road equipment when carried in a functional position. These permits are computer generated forms and are obtained by mail from the Truck Permit Office. The original with embossed seal must be in the unit.

**OFF-ROAD EQUIPMENT PERMIT – SEMI-ANNUAL CRITICAL:**

This permit is for vehicles that are classified as Critical Off-Road Equipment. There must be an established charge account and an approved letter date. In general, included in this category are vehicles that have more than single-single, single-tandem, or tandem-tandem axle configurations (for example, include more than four total axles or one or more tridum or quadrum axles), exceed 30,000 pounds on a single axle or 54,000 pounds on a tandem axle and/or have a booster axle. Reasonable oversize dimensions will be covered as well; however, all appropriate escort regulations will apply. The permit allows for travel throughout Louisiana on highways designated on the “**LA DOTD APPROVED TRAVEL ROUTES FOR OVERWEIGHT LOADS**” map. The permit is valid for six (6) calendar months and the cost is \$0.07 per ton-mile, based on the amount the vehicle is overweight and the total miles traveled during the life of the permit. These permits are computer generated forms, and are obtained by mail from the Truck Permit Office. The original with embossed seal must be in the unit.

### **OILFIELD EQUIPMENT PERMITS:** (\$15.00 per month)

These permits are for empty lowboys which are designed to transport oilfield equipment and which exceed legal length and width limitations, but are legal in height and weight. These permits allow empty lowboy combinations a maximum length of 70 feet and maximum width of 10 feet on non-Interstate highways. On Interstate highways they are allowed 70 feet in length and 8 feet 6 inches in width. Any lowboy combination with dimensions in excess of those referred to here must obtain a standard oversize permit.

Vehicles with valid **Oilfield Equipment Permits** are not prohibited from traveling on holidays, at night or during moderate rain. These permits are on computer generated forms from the Truck Permit Office.

### **OVERSIZE PERMITS:** (\$10.00 day/trip)

These permits are for vehicles and loads which exceed the legal limitation on length, width, height, or projecting loads.

- **Exception:** Overlength only vehicle combinations, but not mobile homes, which haul loads of the same product all day may make more than one (1) trip per day. However, any change in destination or origin of the vehicle or load would require an additional \$10.00 permit. If the vehicle or load is also overwidth or overheight, only one (1) trip per day can be made per permit.
- **Exception:** Mobile Homes which are oversize but not overweight will be issued an Oversize Permit for a consecutive seventy-two (72) hour permit with no extensions.
- **Note:** Oversize equipment which is being used to move an oversize load may use a single Oversize Permit to travel to the point where the commodity is picked up, travel to the load's destination, and return to the point of origin when empty as long as the entire trip is on the same day and all the highways being used are shown on the permit.

These permits are computer generated forms from the Truck Permit Office or by Web application.

### **OVERSIZE AND/OR OVERWEIGHT FREE PERMITS:**

These permits are issued free of charge to government entities.

### **OVERWEIGHT PERMITS:** (For fee schedule, see ADDENDUM A-2 and A-3)

These permits are for indivisible vehicles and loads which exceed the legal limitations on axle, axle group weight or gross vehicle weight. They are valid for oversize and overweight vehicles and loads if the oversize dimensions are shown on the permit. If the vehicle and/or load are both oversize and overweight, only the overweight fee will be charged. These permits are valid for a single trip. **NOTE:** Movement of the oversize trailer to the loading site or from the destination will be allowed on the same overweight permit provided that all moves are completed in one day.

Containerized Cargo used in International Trade are eligible for **Overweight Permits**, however, the maximum gross weight is not to exceed 100,000 pounds. These permits may be issued to a specific container number **or** a specific vehicle.

These permits are computer generated forms from the Truck Permit Office or by Web application.



**PLEASURE CRAFT PERMITS:** (\$10.00 fee for 30 days)

These permits are for privately owned pleasure crafts, together with its accompanying trailer, when the overall width does not exceed 10 feet. This permit is good for 30 days from the date issued and is valid on all state highways, except the Interstate system.

Vehicles with a valid **Pleasure Craft Permit** are not prohibited from traveling on holidays, at night, or during moderate rain. These permits are computer generated forms from the Truck Permit Office.

**REFUSE PERMITS:** (\$1,000.00 per year)

These permits are for vehicles or combinations of vehicles which are legal in size, have a minimum of eighteen wheels and are used to transfer commercial and household trash, garbage, refuse waste or recyclable waste material loaded exclusively from Louisiana Department of Environmental Quality (DEQ) authorized pickup stations, transfer stations or both. These permits are also used for the transfer of bundled or bailed recyclable waste paper products and are not required to pick up this commodity at a DEQ site. They are valid for one (1) year and may travel only on non-Interstate highways. All vehicles must be legal in size, except those used to transfer bundled or bailed recyclable waste paper products [not more than ten (10) feet wide].

<b>Refuse Permits</b>	
<b>Maximum Weights for Non-Interstate Highways only</b>	
Steering Axle.....	12,000 Pounds
Tandem Axles.....	48,000 Pounds
Tridum Axles.....	60,000 Pounds
Gross Weight.....	108,000 Pounds (5 axle combinations) 120,000 Pounds (6 axle combinations)
• <b>Note:</b> This permit shall not supersede any lesser weight limit POSTED on a bridge or highway.	

Vehicles with a valid **Refuse Permit** are not prohibited from traveling at night, during moderate rain, or on holidays. These permits are computer generated permit forms from the Truck Permit Office.

**REFUSE/WASTE PERMITS:** (\$10.00 per year)

These permits are for vehicles or combinations of vehicles which are legal in size, have a minimum of eighteen wheels, and are used to transfer commercial and household trash, garbage, refuse waste or recyclable waste material loaded exclusively from a Louisiana Department of Environmental Quality authorized pickup station, transfer station or both. They are valid for one (1) year and may travel only on non-Interstate highways.

<b>Maximum Weights for Non-Interstate Highways:</b>	
Tandem Axles.....	37,000 Pounds
Tridum Axles.....	45,000 Pounds
Gross Weight .....	86,600 Pounds
• <b>Note:</b> This permit shall not supersede any lesser weight limit POSTED on a bridge or highway.	

Vehicles with a valid **Refuse/Waste Permit** are not prohibited from traveling at night, during moderate rain, or on holidays. These permits are computer generated permit forms from the Truck Permit Office.

**SOLID WASTE PERMITS:** (\$50.00 per year)

These permits are for trucks fitted with a compactor used for collecting and hauling solid waste including: residential waste, agricultural waste, commercial solid waste, construction or demolition debris, garbage, industrial solid waste, trash, white goods, wood waste and yard trash as defined by the Department of Environmental Quality's rules and regulations. They are valid for one (1) year and may travel on any state maintained highway except the Interstate system as long as the vehicle does not exceed the weight listed below for their vehicle configuration.

<b>Solid Waste Permits</b>	
<b>Maximum Weights for Non-Interstate Highways:</b>	
Gross Vehicle Weight .....	68,000 Pounds
Steering Axle.....	20,000 Pounds
Tandem Axles.....	48,000 Pounds
<hr/>	
Gross vehicle Weight.....	80,000 Pounds
Steering Axles.....	20,000 Pounds
Tridum Axles.....	60,000 Pounds
<hr/>	
● <b>Note:</b> This permit shall not supersede any lesser weight limit POSTED on a bridge or highway.	

Vehicles with a valid **Solid Waste Permit** are not prohibited from traveling at night, during moderate rain, or on holidays. These permits are computer generated permit forms from the Truck Permit Office.

**STEERING AXLE PERMITS:** (\$15.00 per year)

These permits are for equipment which is primarily used off-road, which only occasionally uses the state maintained highway system, and which exceeds the legal axle weight of the steering axle due to its design. Rig-up trucks may obtain a **Steering Axle Permit** if their single steering axle weight does not exceed 24,000 pounds, or tandem steering axle is not over 34,000 pounds, their length does not exceed 45 feet, and their width does not exceed 10 feet. No load may be carried by a Rig-up truck with a **Steering Axle Permit** and another vehicle may not be towed by the truck. A vehicle with a **Steering Axle Permit** must be equipped with tires of 10.00 inches in width or larger. These permits are valid for one (1) year and are good for travel on all state highways, including the Interstate system.

Vehicles with a valid **Steering Axle Permit** are not prohibited from traveling at night, during moderate rain, or on holidays. These permits are computer generated permit forms from the Truck Permit Office.

**TIMBER CUTTING/LOGGING EQUIPMENT PERMITS:** (\$100.00 per year)  
*ALSO KNOWN AS FOREST/LOGGING EQUIPMENT PERMITS*

These permits (issued to the truck or trailer) are for truck combinations that have a minimum of eighteen (18) wheels and are being operated to transport up to two (2), but not more that two (2) pieces of timber cutting or logging equipment from one job site to another. The trailer and the equipment being hauled must both be owned and/or leased to the same person or company. They are valid for one (1) year and may travel on any state maintained highway except the Interstate System. The maximum width of the truck, trailer and load shall not exceed fourteen (14) feet. These permits authorize the operation of the vehicles during daylight hours only and prohibit such operation during heavy rain or when visibility is less than five hundred (500) feet.

<b>Timber Cutting/Logging Equipment Permits</b>	
<b>Maximum Weights for non-Interstate highways:</b>	
Gross Vehicle Weight .....	105,000 Pounds
Steering Axle.....	12,000 Pounds
Tandem Axles.....	48,000 Pounds
<hr/>	
● <b>Note:</b> This permit shall not supersede any lesser weight limit POSTED on a bridge or highway.	

These permits are computer generated forms from the Truck Permit Office.

**WASTE VEHICLE PERMITS:** (\$10.00 per year)

These permits are for waste disposal trucks which have single axles on the rear and which exceed the legal limitation for axle weight on the rear axle. This permit will allow a maximum of 23,000 pounds on the rear axle. The overweight axle must be equipped with dual-mounted tires and the tires on the overweight axle must have a width of 10.00 or larger. These trucks must have been in actual use in Louisiana by January 1, 1977; trucks purchased after this date do not qualify and must meet the legal limitation. This permit is valid for one (1) year and must be of legal weight for travel on Interstate highways.

Vehicles with a valid **Waste Vehicle Permit** are not prohibited from traveling at night, during moderate rain, or on holidays. These permits are computer generated permit forms from the Truck Permit Office or by Web application.

**YEARLY OVERSIZE PERMITS:** (\$500.00 per year)

These permits are for vehicles and loads which exceed the legal limitations on length, width, height or projecting loads but do not exceed legal weight limitations.

These vehicles and loads may not exceed 90 feet in length, 12 feet in width, 25 feet rear overhang or 14 feet 4 inches in height. These permits are valid for those days specified on the permit and may exclude holidays or certain other days. If the load being transported does not project beyond the boundaries of the vehicle, and the width and length of the vehicle and load do not exceed legal limitations, then traveling will be allowed during moderate rain, at night and on holidays.

These permits **do not allow** additional length for specialized hauling equipment (i.e. car haulers, boat haulers, dromedary units). The legal length of these types of equipment is 75 feet non-inclusive of a 3 foot front overhang and a 4 foot rear overhang.

These permits are computer generated forms from the Truck Permit Office.

**CANCELING OR REVISING PERMITS**

**CANCELING**

Single trip oversize permits may not be cancelled regardless of the number of days ordered.

Permits paid for by check, money order, credit card, cash, or on the automated system may not be canceled and **no refund will be given**.

If a canceled permit was transmitted by a wire service, no refund will be given.

If a canceled permit was obtained on a DOTD permit charge account, then \$5.00 of the charge will be retained. The request to cancel the permit must be made prior to or on the effective date of the permit. A request to cancel made on the effective date of the permit must be made before 12 noon, or if the permit was purchased later than 10:00 A.M., no later than two (2) hours after the permit was purchased. The final determination will be made by the Truck Permit Office based on the distance to be traveled. Overweight permits ordered for two (2) days and for a travel distance of fifty (50) miles or less will not be canceled.

## REVISING

DOTD may deny some requests for date changes.

No changes will be made to single trip oversize permits regardless of the number of days ordered.

No extensions are allowed for MONTHLY OVERSIZE, ANNUAL PERMITS, SEMI-ANNUAL PERMITS, or permits issued to mobile homes.

Vehicles which are traveling with an OVERWEIGHT PERMIT and which are held up due to inclement weather or mechanical breakdown may be allowed to extend the permit for an additional day. The revision should be made while the permit is valid.

## WEB BASED AUTOMATED PERMITS

Permits purchased using the automated system on the DOTD website **cannot be changed or refunded**. It is the responsibility of the applicant to determine that the specific type permit ordered is the proper permit and that all information is correct and free of errors before purchasing the permit.

## PERMIT RESTRICTIONS

Permits are issued on the condition that all required restrictions must be complied with. Any additional cost in complying with these restrictions is to be borne by the permittee.

## ESCORTS

### State Police Escorts

1. State Police escorts are required for all vehicles and loads:
  - a. Over 16 feet wide on a two-lane highway
  - b. Over 16 feet wide on a multi-lane highway
  - c. Over 125 feet in length and **the load must be equipped with a steerable dolly**.
2. Escorts should be arranged at the troop nearest the movement. See ADDENDUM A-22.
3. State Police escorts must be used for escorted loads that exceed the above dimensions on all state highways outside of municipality limits.
4. Loads over 18 feet in height may require a front and rear state police escort. Loads over 18 feet in width will require a front and a rear state police escort.

### City Police Escorts

Travel through metropolitan areas may require city or parish escorts and/or permits. Contact with city or parish authorities is the responsibility of the hauler for possible requirements and/or restrictions.

### Private Escorts

1. Private escorts are required for all vehicles and loads:
  - a. Over 12 feet wide and up to 16 feet wide
  - b. Over 90 feet long and up to 125 feet long
2. An escort vehicle may escort two (2) overlength vehicles or loads, but only one (1) overwidth vehicle or load.

3. All private escort vehicles must have a "LOUISIANA APPROVED ESCORT VEHICLE" permit. This permit may be obtained from the Truck Permit Office. Companies domiciled outside of the state of Louisiana must pay a \$10.00 fee for a "LOUISIANA APPROVED ESCORT VEHICLE" permit. See ADDENDUM A-15.
  - a. All escort vehicles shall obtain an inspection at any Weights and Standards stationary scale location. See ADDENDUM A-23.

### **Pole Trucks**

1. **A pole truck defined as a vehicle equipped with a height indicator is required for:**
  - a. All loads over 15 feet 10 inches in height. The pole truck (as defined above) is to travel in front of the permitted load to detect low clearances while traveling on the state maintained highway system.
  - b. This restriction does not preclude the requirement for bucket trucks at greater heights or as determined by the Truck Permit Office.
  - c. Loads traveling strictly on Interstate highways or off the state maintained highway system will be exempt from this requirement.
  - d. Loads that require an escort and are traveling on multi-lane highways, will require both an escort and a pole truck (or car), since the escort vehicle is required to travel behind the loads on these highways.
2. **A pole truck defined as vehicle equipped with an approved instrument to safely lift utility lines for the load to pass under is required for:**
  - a. All loads over 16 feet 8 inches in height and are to travel in front of the permitted load to safely lift utility lines while traveling on the state maintained highway system.
  - b. This restrictions does not preclude the requirement for bucket trucks at greater heights or as determined by the Truck Permit Office.
  - c. Loads that require an escort and are traveling on multi-lane highways, will require both an escort and a pole truck (or car as defined above), since the escort vehicle is required to travel behind the loads on these highways.
3. The pole truck, as defined in item 2 above, may be waived if the load has been stripped with PVC pipe or boards that will facilitate the movement of the loads under power lines. The use of this method requires approval from the Truck Permit Office **prior** to movement.

### **Bucket Trucks**

A bucket truck is required for all loads exceeding 17 feet 11 inches in height. A bucket truck could be required by the Truck Permit Office at lower heights if the movement of the load requires travel through a metropolitan area or a rural area where the number of utility lines would hinder the safe movement of the load.

### **INTERSTATE MOVEMENTS**

Vehicles and loads over 16 feet wide may not travel on Interstate highways in Louisiana.

Oversize loads over 12 feet wide may not travel on the Interstate System through Shreveport, Monroe, Lake Charles, Baton Rouge and New Orleans from 7:00 A.M. to 9:00 A.M. and from 3:30 P.M. to 5:30 P.M., Monday through Friday. The restricted areas are:

1. **Shreveport:** Interstate 20 from Interstate 220 on the east side of Bossier City to Interstate 220 on the west side of Shreveport
2. **Monroe:** Interstate 20 from the eastern city limits of Monroe to the western city limits of West Monroe.
3. **Lake Charles:** All of Interstate 210. Interstate 10 from LA 397 on the east to LA 108 at Westlake on the west.
4. **Baton Rouge:** All of Interstate 110. Interstate 10 from Bluebonnet on the east to the Mississippi River on the west. Interstate 12 from O'Neal Lane on the east to the junction with Interstate 10 on the west.
5. **New Orleans:** All of Interstate 610. Interstate 10 from Paris Road on the East to Williams Boulevard on the west. This is not to include US 90 Business from its intersection with Interstate 10 in New Orleans westbound.

**Vehicles and loads with AGRONOMIC/HORTICULTURAL PERMITS (with the exception of vehicles hauling sugar cane), COTTON MODULE PERMITS, FOREST PRODUCTS PERMITS, FOREST MANAGEMENT EQUIPMENT PERMITS, HOUSE MOVERS EQUIPMENT PERMITS, OILFIELD EQUIPMENT PERMITS, PLEASURE CRAFT PERMITS, REFUSE PERMITS, REFUSE/WASTE PERMITS, SOLID WASTE PERMITS, and TIMBER CUTTING/LOGGING EQUIPMENT PERMITS are prohibited from traveling on Interstate highways.**

#### **CURFEWS, NIGHT, INCLEMENT WEATHER AND HOLIDAY MOVEMENT**

In general, vehicles and loads requiring a permit are prohibited from traveling at night, in inclement weather, and on certain designated holidays.

#### **Hours of operation are from sunrise to sunset, as determined by the National Weather Service.**

Vehicles requiring permits may not cross any bridge spanning the Mississippi River or be within two (2) miles of such bridge from 6:30 A.M. to 9:00 A.M. and 3:30 P.M. to 6:00 P.M., Monday through Friday. This restriction applies only in New Orleans.

Vehicles with loads in excess of 12 feet wide may not travel in the city of New Orleans between 7:00 A.M. to 9:00 A.M. and 3:30 P.M. to 6:00 P.M., Monday through Friday. This restriction does not apply to movement on the Interstate System or that section of US 90 Business between the Crescent City Connection Bridge and Interstate 10.

No vehicle whose load projects beyond the boundaries of the vehicle, or whose width exceeds 8 feet 6 inches, height exceeds 14 feet 4 inches, length exceeds 70 feet 0 inches or the weight exceeds 120,000 pounds will be allowed to cross the US 190 Mississippi River Bridge in Baton Rouge from 6:30 A.M. to 9:00 A.M. and 3:30 P.M. to 6:00 P.M. Monday through Friday.

The primary concern is the safety of the motoring public. Vehicles and loads traveling during inclement weather or at night must be equipped with all necessary safety lights.

Vehicles and loads requiring a permit are prohibited from traveling during weather that is physically severe such as extremely heavy rain, heavy fog, icy road conditions, heavy snow, or any continuous condition which creates low visibility for drivers or hazardous driving conditions. Wet pavement, light drizzle or wind is not considered inclement weather for the purposes of permit movement.

Permit movements are not prohibited from traveling in these milder weather conditions unless the movement would create a traffic hazard; for example, movement of a load 14 feet wide during rain or movement of mobile homes in wind.

If a vehicle which has been prohibited from moving in inclement weather is underway when inclement weather occurs, the vehicle must proceed to a safe place off the roadway and park until the weather clears.

If a vehicle with a permit has not been prohibited from traveling during moderate weather, the vehicle may travel at the option of the driver. In general, the following vehicles and loads are not prohibited from traveling during moderate weather, at night, or on holidays:

1. Vehicles with valid Oversize and Overweight permits if the load does not project beyond the boundaries of the vehicle; if the width of the vehicle and load does not exceed legal limits; if the height of the vehicle and load does not exceed 14 feet 4 inches; if the length of the vehicle and load does not exceed legal limits; and if the weight of the vehicle and load does not exceed 120,000 pounds.
2. Vehicles with valid AGRONOMIC/HORTICULTURAL PERMITS, CONTAINERIZED CARGO PERMITS, COTTON MODULE PERMITS, HARVEST SEASON or NATURAL FOREST PRODUCTS PERMITS, LIQUID BULK CONTAINER PERMITS, OILFIELD EQUIPMENT PERMITS, PLEASURE CRAFT PERMITS, REFUSE PERMITS, REFUSE/WASTE PERMITS, SOLID WASTE PERMITS, STEERING AXLE PERMITS AND WASTE VEHICLE PERMITS.

If the width of the vehicle and load does not exceed 8 feet 8 inches, vehicles which have valid OVERSIZE PERMITS and are transporting pipe loaded across the vehicle (rather than lengthwise) are not prohibited from moving during moderate weather or on holidays; but they are prohibited from moving at night.

Vehicles with valid FOREST PRODUCT PERMITS, FOREST MANAGEMENT PERMITS AND TIMBER CUTTING/LOGGING EQUIPMENT PERMITS are not prohibited from moving in moderate weather or on holidays; but they are prohibited from moving at night.

Vehicles with valid PLEASURE CRAFT PERMITS are not prohibited from traveling on holidays, at night or during moderate weather; however, they are prohibited from traveling on the Interstate system.

### **RED/FLUORESCENT ORANGE WARNING FLAGS**

Warning flags are required on vehicles and loads which exceed the legal width. There must be flags at the following points:

1. Four (4) flags [two (2) on the front edges and two (2) on the rear edges] at the widest points on the part of the vehicle or load which exceed the legal width.
2. One (1) flag on the rear edge of the load will be sufficient if a load projects only to one (1) side of a vehicle of legal width.
3. One (1) flag will be sufficient if a projecting load does not exceed three (3) feet from front to back.
4. Flags must be attached on any other portion of the vehicle which is wider than the flagged front or rear edges.

Flags are also required on vehicles and loads which exceed the legal length, or which have a rear end overhang of more than four (4) feet [unless the overhang clears the pavement by six (6) feet or more]. There must be flags at the following points:

1. One (1) flag at the extreme rear end of the load if the overlength or projecting portion is two (2) feet wide or less
2. Two (2) flags must be located at the extreme rear of the load to indicate maximum width if the overlength or projecting portion is wider than two (2) feet.

All warning flags must be red/fluorescent orange and at least 18 inches square. Flags must either be securely fastened by at least one (1) corner or securely mounted on a staff which keeps the flag upright.

### **WARNING SIGNS**

Vehicles and loads exceeding 10 feet in width must display two (2) signs with the wording "**OVERSIZE LOAD**". One (1) sign must be on the front of the vehicle. The other must be on the rear of the load or, if that does not result in an easily read sign, then the sign must be on the rear of the vehicle.

Vehicles and loads exceeding legal length or the legal rear end overhang must display two (2) signs with the wording "**OVERSIZE LOAD**". These signs must be on the sides of the overhanging part of the load or, if this is not possible, then the signs must be on the sides of the vehicle. If the rear end overhang clears the pavement by six (6) feet or more, no sign is required on the overhang.

Vehicles and loads exceeding the legal front end overhang must display one (1) sign with the wording "**OVERSIZE LOAD**". This sign must be displayed on the front of the vehicle. If the overhang clears the pavement by 6 feet or more, no sign is required.

All warning signs must be at least seven (7) feet long and 18 inches high. The background must be yellow and the lettering black. Letters must be at least 10 inches high with a 1½ inch brush stroke. They can be purchased at most truck stops.

### **WARNING LIGHTS**

All vehicles and loads with permits which have not been prohibited from traveling at night or during inclement weather must be equipped with all lights required by law.

In addition, Louisiana requires lights at night and during inclement weather on vehicles and loads which exceed the legal width:

1. Two (2) amber lights must be attached at the widest points on the front edges of the overwidth part of the vehicle or load and these lights must be visible from both the front and the side.
2. Two (2) red lights must be attached at the widest points on the rear edges of the overwidth part of the vehicle or load, these lights must be visible from the rear and the side.
3. An amber light must be attached on any part of the vehicle or load which is wider than the front or rear edges and must be visible from the front, side and rear.
4. A single amber light on each side (visible from the front, side and rear) may be used if the overwidth part of a vehicle or load does not exceed three (3) feet from front to back. If the overwidth part is at or near the rear of the vehicle, this light may be red and visible from front, side and rear.

Louisiana also requires lights at night and during inclement weather on vehicles and loads which are overlength or have rear end overhangs of more than four (4) feet.

1. Two (2) red lights, one on each side, must be visible from the side and indicate the extreme rear of the vehicle or load.



2. Two (2) red lights [one (1) on each side] and two (2) red reflectors [one (1) on each side] must be visible from the rear, must be located on the rear of the vehicle or load, and must indicate maximum width of the overlength or projecting part. However, if the overlength or projecting part is two (2) feet wide or less, one (1) red light and one (1) red reflector is sufficient.

Two (2) or more lights may be combined if the resulting light still conforms to the requirements and its effectiveness is not hurt by the combination.

All lights must be visible from a distance of 500 feet and must be of type approved for such use by the Department of Public Safety. Approval can be obtained at State Police troops.



*Laws and Regulations*

*Enforced Concurrently*

*With Other Agencies*



# VEHICLE REGISTRATION AND LICENSING

## GENERAL INFORMATION

Commercial vehicle owners who need license plates which are full-plated for Louisiana and non-commercial vehicle owners may obtain license plates at any district office of the Vehicle Registration Bureau (of the Office of Motor Vehicles, Department of Public Safety). If additional detailed information is needed, it may be obtained from the:

**Title Registration Unit  
Vehicle Registration Bureau  
Department of Public Safety  
P. O. Box 64886  
Baton Rouge, Louisiana 70896  
(225) 925-6278**

Commercial vehicle owners who need license plates which are apportioned for other states may obtain apportioned plates and more information through:

**Louisiana International Registration Plan  
I.R.P. Office  
877-905-3854  
225-925-5606  
[www.la-trucks-online.org](http://www.la-trucks-online.org)**

Common and contract carriers must purchase appropriate plates and carry all required credentials.

The following vehicles are exempt from vehicle registration and licensing:

1. Farm tractors, self-propelled farm equipment, and two (2)- and four (4)-wheeled, rubber-tired farm wagons or trailer of up to two (2)-ton capacity if the vehicles are used only in farming.
2. Trackless trolley coaches, buses or passenger coaches or passenger carrying trailers or semi-trailers which are operated only within the corporate limits of a municipality, of two (2) adjoining municipalities or up to 1/2 mile from the corporate limits.
3. Oversize or overweight self-propelled motor cranes used only for heavy construction by the building and utility industries.
4. Oversize or overweight self-propelled oil well or gas well pulling units used only for servicing oil or gas wells on off-road property.
5. Road rollers and road machinery only temporarily moved on highways.
6. Log loaders used only for loading logs.

A vehicle must have Louisiana plates or Louisiana apportioned plates if the residence or employment or the owner or lessee is in Louisiana.

Non-Residents regularly employed or regularly operating a business in Louisiana for 30 days or more must obtain Louisiana plates or plates apportioned for Louisiana on all vehicles used or based in Louisiana unless the vehicles are being operated under reciprocal agreements between Louisiana and the non-resident's home state.

Louisiana license plates must be attached to the front or the rear of the vehicle. The plate may not swing, must be clearly readable and the bottom of the plate must be at least 12 inches from the ground.

The registration certificate issued to a vehicle must at all times be carried in the vehicle and be subject to inspection by a State Police Officer, Weights and Standards Police Officer or Department of Public Safety Motor Vehicle Enforcement Officer.

### **Mobile Homes**

1. A mobile home being moved from a point of origin in Louisiana or any other point, whether in Louisiana or out-of-state, must have a valid Louisiana registration certificate.
2. Mobile homes traveling to or through Louisiana are exempt from Louisiana registration if they are properly registered in their home state.
3. Mobile homes being delivered by manufacturers to dealers are not required to be licensed, but an "IN-TRANSIT" sign must be displayed on the mobile homes.

### **Escort Vehicles**

1. Escort vehicles must be registered in accordance with Louisiana Revised Statutes or Reciprocal Agreements.
2. Registrations for escort vehicles which are properly registered in other states will be accepted by Louisiana through reciprocal agreement.
3. Companies domiciled outside Louisiana must pay a \$10.00 annual fee for each escort permit.

### **LOUISIANA PLATES**

Louisiana issues six classes of license plates for trucks, tandem trucks, truck-tractors, semi-trailer and trailers.

1. **Class 1:** Those carrying or transporting freight, merchandise or other property exclusively for their owners or used to transport actual employees of the owner of such vehicle, except those included in Class 5 in Paragraph 5 below, shall be Class 1.
2. **Class 2:** Those carrying or transporting passengers, freight, merchandise, or other property as common or contract carriers, including trackless street or trolley cars and excepting only those vehicles owned or operated by any person engaged in the business of operating upon rails or upon stationary tracks and operated thereon, except those included in Class 5 in Paragraph 5 below, shall be in Class 2.
3. **Class 3:** Those carrying and transporting products of the forest in their natural state, including, but not limited to logs, debarked logs, untreated ties, stave bolts, plywood bolts, pulpwood billets, wood chips, stumps, sawdust, moss, bark and wood shavings, and property used in production thereof, including bulldozers which do not exceed eight (8) feet in width, and used to transport actual employees of the owner of such vehicle to and from the place of employment, and those carrying and transporting sugar cane which are not in Class 6, shall be Class 3.

4. **Class 4:** Those used exclusively in carrying and transporting gravel shall be Class 4.
5. **Class 5:** Those operated exclusively within the corporate limits of the incorporated city, town or village in which said vehicle was domiciled at the time of its registration, and where said city, town or village has a population of less than five hundred thousand (500,000) within territory contiguous to the domicile thereof, and not exceeding thirteen (13) miles distance from the corporate limits thereof, those operated exclusively within the limits of an unincorporated urban area having a population in excess of one hundred thirty-five thousand (135,000), as determined by the United States Bureau of the Census, in which said vehicle was domiciled at the time of registration, or within territory contiguous thereto not exceeding thirteen (13) miles distance from the limits of such unincorporated area, said limits to be those used by the United States Bureau of Census in reporting the population thereof; those operated exclusively in transportation between a municipality and its airport, when supplemental to transportation by aircraft, shall be Class 5. At the time vehicles in this class are registered, the domicile of the vehicle so registered shall be shown on the registration certificate.

A motor vehicle bearing a Class 5, city use license shall be entitled to operate within the confines of any city, town, village and territory contiguous thereto as followed herein for Class 5 licenses, and in any unincorporated urban area which has limits determined by the United State Bureau of the Census, without transferring its domicile or obtaining a different class of license; provided that city use truck is not authorized to carry any cargo or goods from one city or such unincorporated urban area to another. A motor vehicle bearing a Class 5 city use license is authorized to travel on the highways of this state outside of a city, town, village or such unincorporated urban area provided that it carries absolutely no cargo or goods.

6. **Class 6:** (a) those owned by persons engaged in the business of actual farming and by them used primarily but not exclusively in carrying farm produce raised on their farms from such farms to market, or returning wherefrom carrying goods and merchandise back to their farms, this individually or cooperatively, but not for hire, shall be Class 6. (b) Farm produce shall include, but not be limited to, fruits, vegetables, livestock, fish and shellfish. (c) Those owned by persons engaged exclusively in the business of hauling milk and milk products for dairy cooperatives or any other milk plant also shall be Class 6.

#### **APPORTIONED PLATES**

If a vehicle has plates apportioned for Louisiana, that vehicle will be allowed to operate both Interstate and Intrastate in Louisiana. If a Louisiana vehicle has Louisiana apportioned plates, that vehicle may travel to other states which are members of the International Registration Plan (IRP) and operate both Interstate and Intrastate in those states for which the vehicle is apportioned.

The owner of any motor vehicle having three (3) or more axles or any vehicle which alone or in combination weighs more than 26,000 when loaded may purchase apportioned plates if the owner's home state is a member of the International Registration Plan (IRP). Two (2)-axle motor vehicles or vehicles which alone or in combination weigh 26,000 pounds or less when loaded may be proportionally registered at the option of the owner.

Present International Registration Plan (IRP) members:

1. All continental United States (excludes Hawaii and Alaska)
2. District of Columbia
3. Canadian Provinces of: Alberta, British Columbia, Labrador, Manitoba, New Brunswick, New Foundland, Nova Scotia, Ontario, Prince Edward Island, Quebec, and Saskatchewan.

**A copy or the original cab card must accompany the vehicle for which it was issued at all times.** If the card is defaced or used in any vehicle except the one described on it, it is considered void.

Vehicles with plates apportioned for Louisiana cannot exceed the licensed weight for Louisiana shown on the cab card.

## RECIPROCAL AGREEMENTS

Louisiana has a reciprocal agreement with the state of Hawaii. Vehicles from this jurisdiction may operate **interstate**, but not intrastate, in Louisiana.

Alaska, Old Mexico, Northwest Territory and Yukon - **MUST HAVE A 48 HOUR TRIP PERMIT.**

### TEMPORARY 48-HOUR TRIP PERMITS (out-of-state vehicles only)

Out-of-state vehicles, eligible for apportioned registration but not registered as such, will be required to purchase a 48-HOUR TRIP PERMIT for a fee of \$50.00 **prior** to entering the State. This permit covers interstate and intrastate movement and allows a vehicle to operate in Louisiana for 48 continuous hours.

Temporary 48-Hour Trip Permits apply as follows:

- A vehicle is properly registered in a jurisdiction which belongs to the IRP but the vehicle is not apportioned for Louisiana. A TEMPORARY 48-HOUR TRIP PERMIT is required before the vehicle may operate either interstate or intrastate in Louisiana.

Trip Permits can be obtained at the following Walk-In Locations:

Casey & Casey Baton Rouge  
8506 Florida Blvd Ste B  
Baton Rouge, LA 70806

Casey & Casey Metairie  
3939 Veterans Blvd Ste 204  
Metairie, LA 70002

Casey & Casey Lafayette  
127 Arnould Blvd  
Lafayette, LA 70506

Casey & Casey Shreveport  
910 East 70<sup>th</sup> Street  
Shreveport, LA 71106

Trip Permits may be purchased through the mail at:

ACS (IRP) Office  
P. O. Box 64848  
Baton Rouge, LA 70896

They may also be obtained from the various wire services.

A TEMPORARY 48-HOUR TRIP PERMIT must be in the cab of the vehicle for which it was issued from the time the vehicle enters Louisiana unless the vehicle is on a direct route to a port-of-entry enforcement unit.

### INTERSTATE AND INTRASTATE OPERATION

If a vehicle or combination of vehicles is from an IRP member jurisdiction and the motor vehicle has three (3) or more axles or any of the vehicles alone or in combination weighs more than 26,000 pounds or the power unit is licensed for more than 26,000 pounds or if a power unit having two axles and a gross weight or registered weight in excess of 26,000 pounds or is registered for more than 26,000 pounds, then the motor vehicle must have Louisiana plates, plates which are apportioned for Louisiana, or a TEMPORARY 48-HOUR TRIP PERMIT in order to operate either interstate or intrastate in Louisiana.

Any state's semi-trailer or trailer license plate is honored by Louisiana if the pulling unit is properly registered and licensed.

Farm, forest product, public, or any other restricted plates are honored by Louisiana if the vehicles are properly registered and licensed in their home state and are not hauling for hire.



## COMMERCIAL DRIVER'S LICENSE

### **Class A**

Permits the operation of:

1. All vehicles with classes "B", "C", "D" or "E"
2. Any combination of vehicles with GVWR of 26,001 or more pounds provided the GVWR of the towed vehicle(s) is in excess of 10,000 pounds.

### **Class B**

Permits the operation of:

1. All vehicles with classes "C", "D" and "E"
2. Any single vehicle with a GVWR of 26,001 or more pounds
3. Any single vehicle with a GVWR of 26,001 or more pounds towing a vehicle not in excess of 10,000 GVWR

### **Class C**

Permits the operation of:

1. All vehicles with classes "D" or "E"
2. Any vehicle less than 26,001 pounds GVWR that is:
  - a. Designed to transport 16 or more passengers including the driver or
  - b. Is placarded for hazardous materials

### **Class D**

Permits the operation of:

1. All vehicles within class "E"
2. Any single vehicle or combination of vehicles with a GVWR of 10,001 or more pounds but less than 26,001 pounds used in commerce that is :
  - a. Designed to transport less than 16 passengers including the driver or
  - b. Not placarded for hazardous materials

### **Class E**

Permits the operation of:

1. Any single motor vehicle under 10,001 pounds GVWR
2. Any personal use recreational vehicle or combination of vehicles
3. Farm vehicles controlled and operated by a farmer to transport agricultural products, farm machinery, or farm supplies (supplies can include placarded Hazardous Material) to and from a farm within 150 miles of the owner's or operator's farm and which is not used in the operation of a common contract carrier.
4. Any vehicle which is not within the definition of classes "A", "B", "C", or "D"

## DEPARTMENT OF PUBLIC SAFETY WEIGHT ENFORCEMENT

For information regarding DPS Mobile and Stationary Weight Enforcement citations, call **(225) 925-6113**, or write to:

**Louisiana Department of Public Safety  
P. O. Box 66614  
Mail Slip A-26  
Baton Rouge, Louisiana 70896**

**Physical Address:  
7919 Independence Blvd. A-26  
Baton Rouge, LA 70806**

## FUEL TAX

Fuel tax is collected by the Louisiana Department of Revenue and Taxation:

**Department of Revenue and Taxation  
Excise Tax Section  
P. O. Box 201  
Baton Rouge, Louisiana 70821  
(225) 219-7656**

### VEHICLES USING GASOLINE

Gasoline tax is \$0.20 per gallon.

Interstate users domiciled outside Louisiana may pay the fuel tax by either of two (2) methods:

1. If the user opts to purchase enough fuel in Louisiana to cover the miles traveled in Louisiana, then the driver must obtain fuel invoices when purchasing fuel in Louisiana. These invoices must be legitimate service station purchase invoices and must show the gallons of fuel purchased. The invoices must be kept so that they can be shown to enforcement officers. If any additional tax is due, it will be collected by enforcement officers before a vehicle leaves Louisiana.
2. If the user opts to post a surety bond with the Department of Revenue and Taxation, then any additional fuel tax due can be paid on a monthly basis. If fuel has been purchased in Louisiana, drivers must have a fuel invoice in their possession when leaving Louisiana.

### VEHICLES USING SPECIAL FUELS

Special fuels are all fuels used for motor vehicles except gasoline. Special fuels include distillate fuels, such as diesel and kerosene, and also liquefied petroleum gases, such as butane and propane.

Special fuels tax is \$0.20 per gallon.

All users of taxable special fuels whose vehicles are licensed and **domiciled in Louisiana** must meet the following requirements:

1. The vehicles must be licensed for special fuels with the Department of Revenue and Taxation.
2. Non IFTA must have a current special fuels invoice in their possession at all times.
3. Vehicles must have a working odometer, speedometer, or hub meter.
4. Vehicles must have the company's name and address or adequate information (company name and U.S. DOT number) on both outside cab doors in letters at least two (2) inches high. The name and address must be legible at a distance of 25 feet in daylight hours.
5. ICC regulated carriers are allowed company or trade name only.

- **Exception:** All owners of motor vehicles which are owned and operated by a business domiciled within the state exclusively for commercial use within this state are exempt from the requirement that they carry and possess an invoice for special fuels. This exemption is extended to vehicles which require an operator with a commercial driver's license.

An interstate user of special fuels may determine an average number of miles per gallon of fuel by dividing the total miles traveled by the number of gallons consumed in the entire operation of all their vehicles. The average number of miles per gallon shall not exceed five (5) miles per gallon of fuel unless adequate proof is furnished.

If the user has no proof of the average number of miles per gallon, the Secretary of Revenue and Taxation will determine the rate to be applied.

All interstate users of taxable special fuels whose vehicles are **not domiciled in Louisiana** must meet the following requirements:

1. Users must post a surety bond with the Department of Revenue and Taxation. Users may then file quarterly reports paying the special fuels tax based on the miles traveled in Louisiana.
  - **Exception:** Those interstate users who only occasionally travel through Louisiana may not be required to post a surety bond with the Department of Revenue and Taxation. These users must purchase enough fuel in Louisiana to cover the miles traveled in Louisiana, and the driver must have a currently dated special fuels invoice with appropriate information listed thereon before leaving Louisiana.
2. Vehicles must have a working odometer, speedometer or hub meter.
3. Vehicles must have the company's name and address on both cab doors in letters at least two (2) inches high or adequate identification (company name and U.S. DOT number). The name and address must be readable at a distance of 25 feet.
4. ICC regulated carriers are allowed trade name only.

<b>A Louisiana special fuels invoice must:</b>
Be mechanically imprinted with a serial number
Be printed or rubber-stamped with the name and address of the seller
Include name and address of the purchaser (user)
Specify the date of delivery
Contain the license plate number of the motor vehicle
List the mileage from the odometer or hub meter
Note the number of gallons and kind of special fuel purchased

## **VEHICLES TRANSPORTING GASOLINE IN BULK**

To properly identify any gasoline being imported or exported on Louisiana highways, the driver must have a currently dated invoice, bill of lading or manifest showing the following information:

1. The sellers and purchaser's names and addresses.
2. The origin and destination of the gasoline.
3. The authorized routes to be followed when exporting or importing. (Border crossing only)
4. The quantity of each type of gasoline.
5. Who will assume the Louisiana tax liability?

Anyone who transports any gasoline from or into Louisiana from or into a state which has a lower tax rate than Louisiana may use only routes authorized the Secretary of the Department of Revenue and Taxation. An authorization card will be issued by the Department of Revenue and Taxation for each vehicle. This card must be kept in the vehicle and is not transferable.

- **Exception:** Common or contract carriers licensed by the Interstate Commerce Commission or the Louisiana Department of Revenue and Taxation.

## **VEHICLES TRANSPORTING SPECIAL FUELS IN BULK**

Any vehicle transporting bulk special fuels into Louisiana must belong to a supplier who is bonded with the Department of Revenue and Taxation.

- **Exception:** Common and contract carriers who are licensed to transport bulk special fuels by the Louisiana Department of Revenue and Taxation.

A vehicle transporting bulk special fuels cannot have the cargo tank connected to the carburetor of the motor vehicle or to the fuel supply tank which feeds the carburetor of the motor vehicle.

## **LITTER**

No person, firm, or corporation shall intentionally dump, leave or deposit any glass or metallic objects, trash, refuse or garbage on any property without permission of the owner of said property, or on any highway or roadside park, or on any lands adjacent thereto. Whoever violates the provisions in respect to private property, highways, or roadside parks or any lands adjacent thereto, shall be punished in accordance to the Revised Statutes.

## **CONTROLLED ACCESS HIGHWAYS**

Enforcement of controlled access highway violations will be restricted to the Interstate system. Some examples of the common violations are as follows:

1. Illegal median crossing
2. Illegal parking (except for emergencies)
3. Cutting through fences
4. Accessing billboards from within the right-of-way
5. Illegal pedestrian crossing

# *Glossary*



## **DEFINITIONS**

### **AXLE:**

A beam with a spindle or spindles about which wheels rotate.

### **AXLE GROUP:**

A combination of two or more consecutive axles considered together in determining their combined load effect on a highway (such as tandem, tridum, or quadrum axle groups).

### **AXLE WITH SINGLE-MOUNTED TIRES:**

Any single or individual axle, which is composed of one tire on each side of the vehicle (as opposed to dual-mounting).

### **BOOSTER:**

A mechanism which attaches additional axles to the rear of a trailer. The trailer to booster connection may rely on mechanical, air (or other gas), or hydraulic means to provide load transfer. Generally designed to provide axle spacing between groups of a minimum of ten (10) feet bridge or greater. (Also called axle extensions or stingers.)

### **CONVERTER DOLLY:**

An auxiliary undercarriage assembly consisting of a chassis, fifth wheel and towbar used to convert a semitrailer to a full trailer. (No load distribution occurs between dolly & power unit.)

### **DECK:**

The load carrying area on a platform, lowbed or chassis-type trailer. Can be flat level, dropside, recessed well (transformer) or beam design.

### **DEPARTMENT:**

Louisiana Department of Transportation and Development (DOTD)

### **DOLLY, JEEP:**

A short frame-type trailer complete with upper coupler, fifth wheel and undercarriage assembly and designed in such a manner that when coupled to a semi-trailer and tractor it carries a portion of the trailer kingpin load while transferring the remainder to the tractor fifth wheel. (Also called joe dog or a load divider dolly; usually has a sliding fifth wheel or a fixed fifth wheel for the trailer to couple with.)

### **DESIGNATED TRUCK ROUTES: (National Network – NN)**

Highways designated by the Secretary of the Department in accordance with the Surface Transportation Assistance Act of 1982 that includes provisions for truck-semi trailer-trailer combinations and maximum vehicle width of eight feet six inches.

### **DOMICILE:**

The fixed, permanent and principal residence for legal purposes.

### **DROMEDARY UNIT:**

A load carrying compartment on a truck-tractor located between the cab and fifth wheel.

### **DUMMY AXLE:**

A single axle attached independently to the frame of a vehicle and so designed and placed as to indicate the appearance of and to carry a uniformly distributed load of a normal axle group.

**ENVELOPE VEHICLE:** truck tractor/semi-trailer combination or truck tractor/manufactured housing combination that does not exceed the size and weight limits specified by the Multi –State Permit Agreement.

**GROSS WEIGHT:**

The weight of a vehicle and/or combination of vehicles plus the weight of any load thereon.

**INDIVIDUAL AXLE:**

Any of the two, three or four axles which make up the tandem, tridum, or quadrum axle groups.

**INTERSTATE HAULING:**

Vehicle movement between or through two or more jurisdictions.

**INTRASTATE HAULING:**

Movement of a vehicle from one point within a jurisdiction to another point within the same jurisdiction, regardless of routes traversed.

**JEEP:**

A short frame-type trailer complete with upper coupler, fifth wheel and undercarriage assembly and designed in such a manner that when coupled to a semi-trailer and tractor it carries a portion of the trailer kingpin load while transferring the remainder to the tractor fifth wheel. (Also called joe dog or a load divider dolly; usually has a sliding fifth wheel or a fixed fifth wheel for the trailer to couple with.)

**LENGTH:**

The total longitudinal dimension of a single vehicle, a trailer, or a semi-trailer. Length of a trailer or semi-trailer is measured from the front of the cargo-carrying unit to its rear and includes load-holding devices thereon.

**MOBILE HOME:**

- (a) A trailer or semi-trailer which is designed, constructed and equipped as a dwelling place, living abode or sleeping place, either permanently or temporarily, and is equipped for use as a conveyance on highways: or (b) a trailer or semi-trailer whose chassis and exterior shell is designed and constructed for use as a mobile home, as defined in (a), but which is used instead permanently or temporarily for the advertising, sales, display or promotion of merchandise or services, or for any other commercial purpose except the transportation of property for hire or the transportation of property for distribution by a private carrier.

**MODULAR HOME**

A building which is designed, constructed and equipped as a dwelling place, living abode or sleeping place. Modular homes are not equipped for use as a conveyance on highways.

**MULTI-STATE PERMIT AGREEMENT:**

An agreement entered into with other states who have established an envelope vehicle that can be permitted for travel by the use of one common permit form through all member states that are a part of this consortium.

**QUADRUM AXLE:**

Any four consecutive axles whose centers are 40 or more inches but not more than 96 inches apart. A quadrum axle must be designed to equalize the load between the axles.

**SINGLE AXLE:**

Any single axle or any assembly of two or more axles whose centers are less than 40 inches apart.

**SEMI-TRAILER:** Any single vehicle without motive power designed for carrying property and passengers and so designed in conjunction and used with a motor vehicle that some part of its own weight and that of its own load rests or is carried by another vehicle and having one or more load-carrying axles.



**STINGER-STEERED COMBINATION:**

A truck tractor semi-trailer wherein the fifth wheel is located on a drop frame located behind and below the rear-most axles of the power unit.

**TANDEM AXLES:**

Any two consecutive axles whose centers are 40 or more inches but not more than 96 inches apart. A tandem axle must be designed to equalize the load between the axles.

**TRIDUM AXLE:**

Any three consecutive axles whose centers are 40 or more inches but not more than 96 inches apart. A tridum axle must be designed to equalize the load between the axles.

**TRAILER:**

Any single vehicle without motive power designed for carrying property or passengers wholly on its own structure, drawn by a motor vehicle, which carries no part of the weight and load of the trailer on its own wheels, and having two or more load carrying axles.

**TRAILER DOLLY:**

An auxiliary undercarriage assembly consisting of a chassis, fifth wheel and towbar used to convert a semi-trailer to a full trailer.

**TRAILER, DROP CENTER (Double Drop):**

A trailer design employing an offset or drop in the cargo deck immediately behind the supports and another immediately in front of the suspension, the purpose of which is to lower the cargo deck and/or to provide the greatest height possible for the cargo in the dropped area.

**TRAILER, DROP FRAME:**

A trailer design employing one offset or drop in the cargo deck immediately behind the supports. (Also called a single drop trailer.)

**TRUNION AXLE:**

An axle configuration with two individual axles mounted in the same transverse plane, with four tires on each axle, connected at a pivot point which allows each individual axle to oscillate in a vertical plane to provide constant and equal weight distribution on each individual axle.

**TRUNION AXLE GROUP:**

Two or more consecutive trunion axles, which are individually attached to, and/or articulated, from the vehicle by a weight equalizing suspension system.

**VARIABLE LOAD SUSPENSION AXLES:**

Axles which can be regulated by the driver of the vehicle either through the use of an in-cab valve or switch or by turning a valve on the outside of the truck. These axles are controlled by hydraulic and air suspension systems, mechanically, or by a combination of these methods.

**VEHICLE:**


Any device by which a person or things may be transported upon a public highway or bridge. A trailer or semi-trailer shall be a separate vehicle.

**WIDTH:**

The total outside transverse dimension of a vehicle including any load or load holding devices thereon, but, excluding approved safety devices and tire bulge due to load.

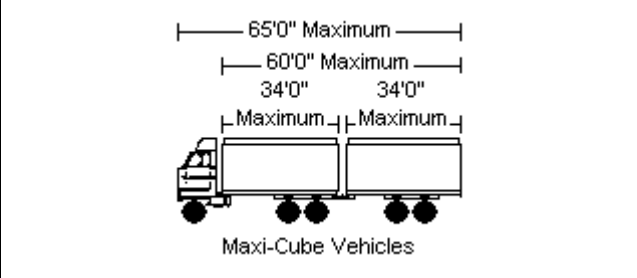
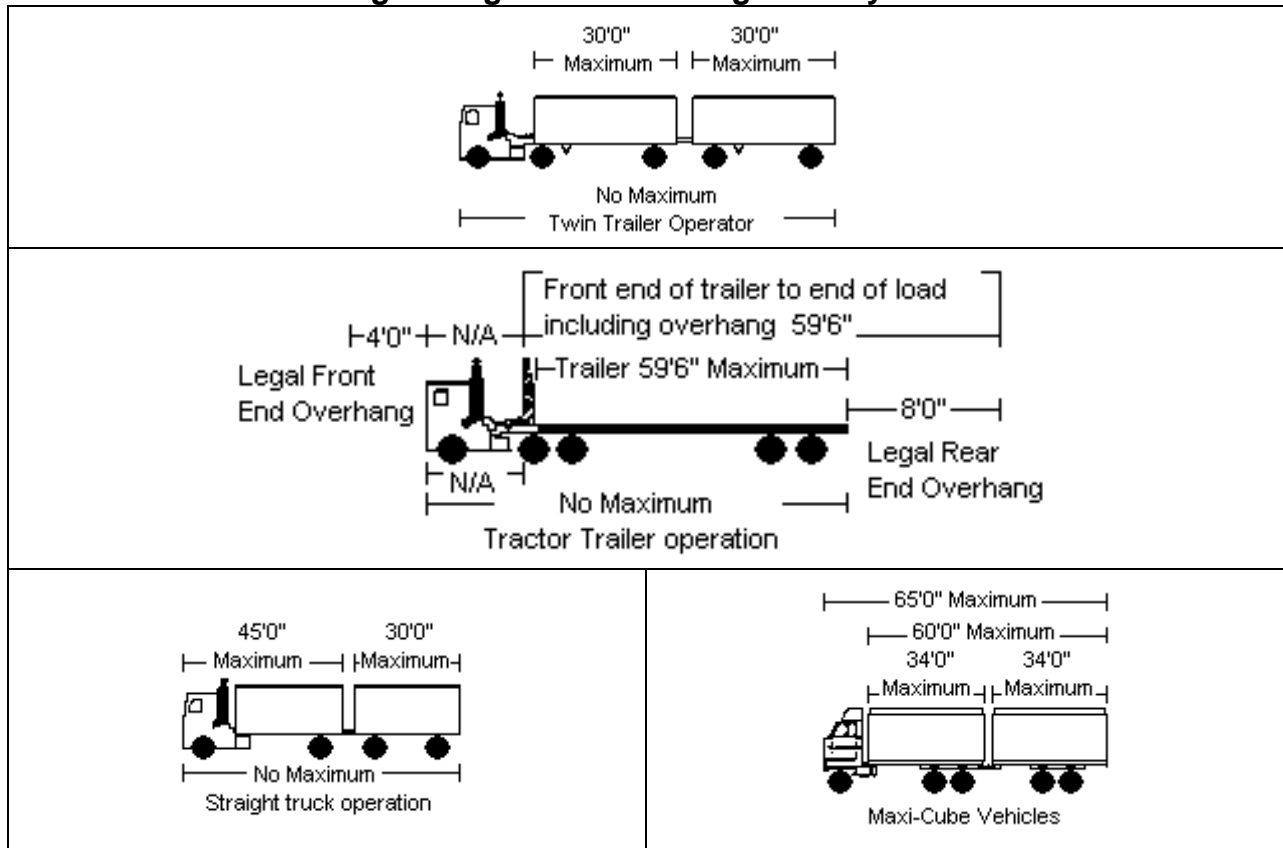


# *Addendum*

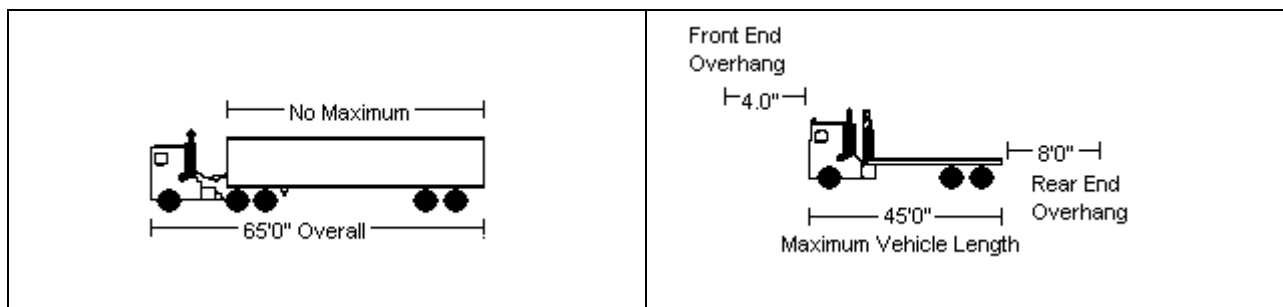


# Legal Lengths

## Legal Lengths on the Designated System



## Legal Lengths on all highways



## Specialized Equipment (Stinger Steered)

**Auto Transporters – Boat Transporters – Dromedary Units**  
 75' overall non-inclusive of a 3' front overhang and a 4' rear overhang

**Note: Any Combination in excess of Legal Length must have "Oversize Load" Signs**

## FIRST OVERWEIGHT PERMIT FEE SCHEDULE

**This schedule is for three (3) types of vehicles:**

- Vehicles and combinations of vehicles which do not exceed their legal gross weight, but do exceed the legal axle weight on one to three (1 to 3) axles or axle groups\* (including steering axles).
- Vehicles or combinations of vehicles which have two or three (2 or 3) axles\*\*total and which exceed both their legal gross weight and legal axle weight.
- All two-to-four (2 to 4) axle\*\* off-road equipment.

EXCESS WEIGHT (in pounds)	DISTANCE (in miles)				
	0-50	51-100	101-150	151-200	Over 200
0-10,000	\$20.00	\$30.00	\$35.00	\$45.00	\$55.00
10,001-20,000	35.00	65.00	90.00	115.00	140.00
20,001-30,000	55.00	100.00	140.00	185.00	230.00
30,001-40,000	70.00	135.00	195.00	255.00	315.00
40,001-50,000	90.00	170.00	245.00	325.00	405.00
50,001-60,000	105.00	205.00	300.00	395.00	490.00
Over 60,000	\$10.00 plus \$0.07 per ton-mile				

\* Axle groups are tandem, tridum, and quadrum axles.

\*\*"Axle" here refers to single or individual axles. Tandem groups will be counted as two (2) axles and tridum axle groups as three (3) axles.

## SECOND OVERWEIGHT PERMIT FEE SCHEDULE

**This schedule is for combinations of vehicles with four axles\* (including the steering axle).**

GROSS WEIGHT (in pounds)	DISTANCE (in miles)				
	0-50	51-100	101-150	151-200	Over 200
66,001-80,000	\$20.00	\$35.00	\$45.00	\$60.00	\$70.00
80,001-90,000	45.00	75.00	110.00	145.00	175.00

\*\*"Axle" here refers to single or individual axles. Tandem axle groups will be counted as two (2) axles and tridum axle groups as three (3) axles.

## THIRD OVERWEIGHT PERMIT FEE SCHEDULE

This schedule is for combinations of vehicles with five (5) or more axles\* (including the steering axle) when the gross weight exceeds 80,000 pounds.

GROSS WEIGHT (in pounds)	DISTANCE (in miles)				
	0-50	51-100	101-150	151-200	Over 200
80,000-100,000	\$30.00	\$45.00	\$65.00	\$80.00	\$100.00
100,001-108,000	50.00	95.00	135.00	180.00	220.00
108,001-120,000	70.00	130.00	190.00	250.00	310.00
120,001-132,000	90.00	170.00	250.00	330.00	415.00
132,001-152,000	120.00	225.00	335.00	445.00	555.00
152,001-172,000	155.00	295.00	440.00	585.00	730.00
172,001-192,000	190.00	365.00	545.00	725.00	905.00
192,001-212,000	225.00	435.00	650.00	865.00	1080.00
212,001-232,000	260.00	505.00	755.00	1005.00	1250.00
232,001-254,000	295.00	575.00	860.00	1145.00	1420.00
Over 254,000	\$10.00 - plus \$0.50 per ton-mile in excess of 80,000 pounds, plus a fee for structural evaluation based on the following schedule: \$125.00 – for evaluation of treated timber, concrete slab, and precast concrete slab bridges. \$850.00 – for evaluation of truss, continuous span and movable bridges and for all Mississippi River structures. \$500.00 – for all other structures.				

- “Axle” here refers to single or individual axles. Tandem axle groups will be counted as two (2) axles and tridum axle groups as three (3) axles.

Notwithstanding any other provisions of law to the contrary, any combination vehicle with a gross weight greater than 212,000 pounds, but not in excess of 254,000 pounds shall be authorized a maximum tandem axle weight of 45,000 pounds and a maximum steering axle weight of 13,000 pounds, provided the spread between axle groups is a minimum of 12 feet and the spread between tires in a group is a minimum of 4 feet.

**Note:** Loads exceeding 232,000 pounds, but not greater than 254,000 pounds, shall be allowed statewide movement on the Department of Transportation & Development selected and approved routes, the majority of which are interstate highways only. However, those portions of their route from the load's origin to the National Highway System and that portion from the National Highway System to the destination shall be subject to the structural evaluation provided for in this schedule.

## GUIDELINES FOR SUBMITTING OVERWEIGHT VEHICLE CONFIGURATIONS (SUPER LOADS)

1. Submit a drawing of the assembled vehicle showing:
  - a. The location of the centerline of each axle.
  - b. The spacing and size of the wheels on each axle.
  - c. The tare (unloaded tractor/trailer combination) weight of each axle in pounds
  - d. The location of the king pin of the trailer
  - e. The location of the king pin of each jeep combination
  - f. The width and length of the flat bed (if applicable)
  - g. The location of the load on the hauling combination – including tractor(s)
  - h. The height of the load on the hauling combination
2. Submit a drawing showing:
  - a. The outside dimensions of the load to be hauled which should show side and end elevations and plan views
  - b. The weight of the load and the total weight for each axle in pounds
  - c. The center of gravity of the load
3. Submit a map showing the proposed route and any alternate proposed routes in order of preference.
4. **In the event there are one (1) or more parallel, alternate modes of transportation which cannot accommodate the load, such as navigable waterway or a railroad, but substantially reduces the length of haul on the State highway system, evidence of the physical and/or regulatory impasse(s) must be submitted with the permit request. This evidence must be a written response from the facility's authorities or offices stating the nature of the impasse which will not accommodate the load.**
5. **Statement from the owner of the load certifying its gross weight and axle load distribution.**
6. Requests for permission to move loads exceeding 232,000 pounds should be made at least four (4) to six (6) weeks in advance of the movement date to allow sufficient time for structural evaluations to be completed. Unusually high numbers of loads requiring analysis and longer travel routes could cause the process to exceed the four (4) week window. **Evaluations will be performed in the order the request is received.** Loads exceeding 900,000 pounds may require an analysis by an independent engineering firm. In these cases, additional time should be allowed for the analysis.



## GUIDELINES FOR SUBMITTING CRITICAL OFF-ROAD CONFIGURATIONS FOR APPROVAL

1. Submit a completed chart for the piece of critical off-road equipment requiring approval for movement on Louisiana highways. Sample charts are available upon request from the Truck Permit Office (225-377-7132). Include the company name, account number, address, name of a contact person and phone number for that individual.
  - Include the make, model and last 10 numbers of the serial number for the piece of equipment.
  - The traverse spacings are required for each axle.
  - Overall dimensions including any overhang should be shown for the equipment.
2. A certified weight ticket must accompany the application. The drawings and weights submitted should be for the traveling configuration for the equipment. The equipment should be maximally fueled when weighed. Counterweights must be removed from cranes with tandem axles exceeding 48,000 pounds or tridum or larger axle groups exceeding 60,000 pounds.
3. Incomplete application will not be accepted.



## REQUIREMENTS FOR PERMITTING OFF-ROAD EQUIPMENT

It will be the policy of the Department to follow the ensuing requirements governing the permitting of off-road equipment on the State maintained highway system.

The Department will generally authorize a permit for the use of off-road equipment on the State maintained highway system provided it conforms to the provisions herein. Application for an off-road equipment permit and its authorization will be through the Truck Permit Office of the Department.

Off-road equipment shall be considered as any self-propelled or combination of vehicles adaptable to the highway environment which is not intended for normal operation on the highway due to its weight, size and/or configuration. This equipment will also be classified as either non-critical or critical.

Non-critical off-road equipment that has been issued a valid annual non-critical off-road equipment permit may be allowed to tow a two-axle motor vehicle as long as the towed vehicle does not exceed ten thousand pounds gross vehicle weight, and the combination of the off-road equipment and the towed vehicle does not exceed an overall length of sixty-five feet. Counterweights are allowed to be carried on the off-road equipment when carried in a functional position.

Non-critical off-road equipment is not expected to produce excessive stresses in common highway bridges when operated. Critical off-road equipment, however, can produce stresses in excess of the capacity of common highway bridge if its permit requirements are not carefully met.

**Non-Critical Off-Road Equipment** is defined as:

1. Vehicles or combinations of vehicles without booster units.
2. Vehicles with a single-single, single-tandem, or tandem-tandem axle configuration in which no single axle is in excess of 30,000 pounds nor tandem axles in excess of 54,000 pounds.
3. Vehicles or combinations of vehicles without booster units which are determined to be acceptable in this classification by the by the Department's evaluation.

**Critical Off-Road Equipment** is defined as:

1. Vehicles not classified as non-critical off-road equipment as defined in Number 2 above.
2. Vehicles or combination of vehicles with booster units.
3. Vehicles or combination of vehicles which are determined to be acceptable in this classification by the Department's evaluation.

**General Permit Requirements:**

1. The traveling configuration of each piece of equipment will be subject to the initial approval of the Department and the approved configuration will be required on all subsequent permits.
2. The proposed route for each permit will be subject to the approval of the Department relative to operation on the State maintained highway system.
3. Off-road equipment will not be generally subject to the conditions of the critical off-road equipment permit requirements unless it is so classified.
4. Restrictions will be specified on the permit issued by the Truck Permit Office as required. Failure to comply will result in a penalty being assessed.

Critical Off-Road Equipment Permits Requirements:

1. An oversize/overweight permit with an approved route is to be obtained for each move.
2. The owner shall provide escort service during the move in accordance with the Department's escort procedures and regulations to control traffic with the following exceptions:
  - a. Equipment classified as critical off-road equipment in which no single axle is in excess of 30,000 pounds, no tandem axles are in excess of 60,000 pounds and no tridum axles are in excess of 66,000 pounds shall be exempt of the escort requirements.
  - b. However, critical off-road equipment with configurations which exceed 54,000 pounds on a tandem axles and/or 60,000 pounds on tridum axles shall be required to be equipped with a warning light(s) that has 360° visibility. The number of warning lights is dependent on the visibility from all sides. If 360° visibility can be obtained with the use of one light, the one light will be considered sufficient. If not, the load will be required to be equipped with a sufficient number of lights to achieve the 360°visibility. Further requirements for the light(s) will be as follows:
    - (1) The warning lamp shall be amber in color and have 360° visibility for not less than 500 feet in normal daylight conditions. A dome type lamp must have a lens (amber portion) sufficient in diameter and height to achieve proper visibility. A modern electronic strobe light is recommended but no required.
3. Bridge crossing requirements for Non-Interstate highways:
  - a. The bridge roadway shall be cleared of traffic on 2-lane, 2-way bridges. The vehicle shall straddle the centerline of the cleared bridge roadway. This requirement is waived on bridges of this type over 300 feet in length.
  - b. The vehicle shall straddle the outside and adjacent lane of roadway with two (2) or more traffic lanes in the same direction. Truck traffic shall be kept out of the adjacent lane within 100 feet of the equipment.
  - c. A speed of **5 mph** shall be maintained without braking, accelerating or changing gears with no exceptions.
4. Bridge crossing requirements for Interstate highways:
  - a. Commercial vehicles shall be prevented from traveling adjacent to and within 100 feet of the vehicle. This requirement is waived for bridges over 1,000 feet in length.
  - b. The vehicle shall occupy the outside traffic lanes.
  - c. A speed not to exceed **45 mph** shall be maintained on bridge structures without accelerating or changing gears with no exception.
5. Booster axles, when permitted, shall be activated during the entire move on the state maintained highway system.
6. A copy of this letter is to be placed in this equipment to insure that the above conditions are adhered to on each move.
7. This letter of approval does not grant any authority for this equipment to cross any posted weight bridge(s) or for the use of any highway or road not on the state maintained highway system.
8. Counterweights are to be removed from cranes with tandem axles exceeding 48,000 pounds or tridum or larger axle groups exceeding 60,000 pounds.

**ANNUAL & SEMI-ANNUAL OFF ROAD EQUIPMENT PERMITS**  
**(Guidelines for use)**

Annual Non-Critical and Semi-Annual Critical Off-Road Permits allow for the movement of such equipment on certain approved travel routes without having to purchase a permit for each individual move. Listed below are the rules governing the use of these permits.

**Application**

In general, applications should be mailed or delivered to the Truck Permit Office. Customers applying for **Annual Non-Critical Permits** may fax their application provided they have a **charge account or payment are made using an approved credit card**. Requests for Semi-Annual Critical Off-Road Permits should include an application form, a "Critical Off-Road Mileage Report" (with recorded information such as odometer/hubometer readings for the designated six month period) along with a power of attorney for the individual signing the application. The application and **issuance of the Semi-Annual Critical Off-Road permit requires a charge account be established with the Truck Permit Office.**

**Fees:**

The fee for an Annual Non-Critical Off-Road Permit is \$1,000.00. The fee for the Semi-Annual Critical Off-Road Permit is calculated using the following formula:

$$\frac{\text{number of pounds overweight} \times \$0.07 \text{ per ton} \times \text{number of miles in 6 mos.} + \$25 \text{ (Administrative fee)}}{2000}$$

Companies utilizing the semi-annual permit must estimate the total mileage they will travel in the first six months and note it on the "Critical Off-Road Mileage Report" form. The fee, to be paid when the permit is issued, will then be calculated using the formula and be based on the estimated mileage. After six (6) months, another mileage report shall be submitted to the Truck Permit Office. This mileage report should show the current hubometer or odometer reading. The original permit fee will be changed to reflect the actual number of miles traveled and the customer's account adjusted accordingly. The permit for the next six months will then be issued using the actual mileage figure listed on the mileage report form. This procedure will be followed semi-annually for all subsequent permits. This reading will be the basis for the new permit. **There will be no allowances for miles traveled in other states or on non-state maintained highways or roads. If the hubometer or odometer is changed during the effective dates of the permit, it is the customer's responsibility to keep records that will accurately reflect the miles traveled. Failure to do so may result in the next application being denied and the expiring permit to be charged the highest fee to date for that particular piece of equipment.**

**Issuance:**

Both permits will be issued according to normal procedures. An embossed seal will be placed on each finished permit to verify its authenticity. The permit, along with a LA DOTD "Approved Travel Routes for Overweight Vehicles" map will be mailed to the customer.

**Special Requests:**

In situations where the vehicle must leave the approved route system, the company shall fax the Truck Permit Office a "Request to Travel Off of Approved Off-Road Routes" form, on which will be listed the off-system routes to be traveled and the origin and/or destination of the move, whichever is applicable. The Permit Office will then review the information and determine whether or not the proposal is acceptable. If approved, the request form will be initialed by a permit supervisor and faxed back to the company. If it cannot be approved as submitted, the supervisor will make whatever adjustments are necessary, initial the changes on the form and return it to the company. There will be no additional charge to the company for this travel, unless a bridge analysis is required in order for the vehicle to leave its point of origin or access its destination. In these cases a separate overweight permit will be issued for the extended travel and a structural evaluation fee will be added to the cost of the permit.

# License Weight

Vehicles with single-mounted tires on any axle except the steering axle should use Table 1:

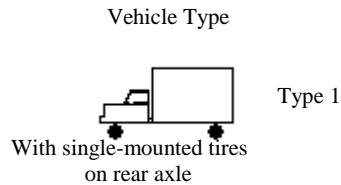


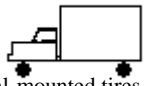
Table 1 applies to all axles of the vehicle with single-mounted tires. Type 1 vehicles with single-mounted tires on the rear axle should add the allowable axle load on the steering axle to the allowable axle load on the rear axle to find the maximum gross weight to be licensed.

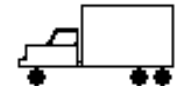
If the exact tire size is not in the table, the next larger size shall be used to determine the maximum allowable weight.

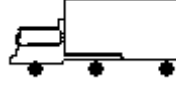
**Table 1**  
Maximum allowable weights for various tire sizes


Tire Size (width)	Maximum allowable license weight & legal weight on non-Interstate highways
8.00	11,000
9.00	12,000
10.00	13,000
11.00	15,000
12.00	16,000
13.00	17,000
14.00	19,000
15.00 or larger	20,000 (Interstate)
15.00 or larger	22,000 (non-Interstate)





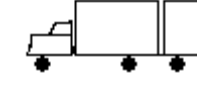
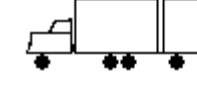
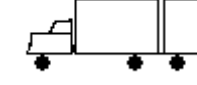
Vehicles with dual-mounted tires on all axles except the steering axle should use the following:

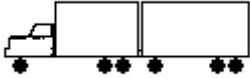
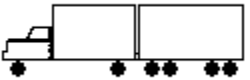
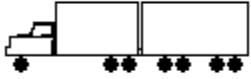


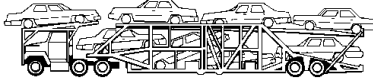

Vehicle Type	Tire width on <u>steering axle</u>	Maximum allowable license weight & <u>legal weight on non-Interstate highways</u>	Legal weight on <u>interstate highways</u>
Type 1  With dual-mounted tires on rear axle	8.00	33,000 lbs	31,000 lbs
	9.00	34,000 lbs	32,000 lbs
	10.00	35,000 lbs	33,000 lbs
	11.00	37,000 lbs	35,000 lbs
	12.00	38,000 lbs	36,000 lbs
	13.00	39,000 lbs	37,000 lbs
	14.00	41,000 lbs	39,000 lbs
	15.00 or larger	44,000 lbs	40,000 lbs



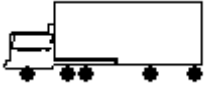

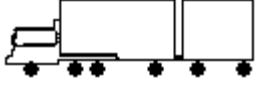
Vehicle Type	Tire width on <u>steering axle</u>	Maximum allowable license weight & <u>legal weight on non-Interstate highways</u>	Legal weight on <u>interstate highways</u>
Type 2  With dual-mounted tires on steering and rear axles	8.00	48,000 lbs	45,000 lbs
	9.00	49,000 lbs	46,000 lbs
	10.00	50,000 lbs	47,000 lbs
	11.00	52,000 lbs	49,000 lbs
	12.00	53,000 lbs	50,000 lbs
	13.00	54,000 lbs	51,000 lbs
	14.00	56,000 lbs	53,000 lbs
	15.00 or larger	59,000 lbs	54,000 lbs

Vehicle Type	Tire width on <u>steering axle</u>	Maximum allowable license weight & <u>legal weight on non-Interstate highways</u>	Legal weight on <u>interstate highways</u>
Type 3  With dual-mounted tires on steering and rear axles, and single-mounted tire on front axle	8.00	55,000 lbs	51,000 lbs
	9.00	56,000 lbs	52,000 lbs
	10.00	57,000 lbs	53,000 lbs
	11.00	59,000 lbs	55,000 lbs
	12.00	60,000 lbs	56,000 lbs
	13.00	61,000 lbs	57,000 lbs
	14.00	63,000 lbs	59,000 lbs
	15.00 or larger	66,000 lbs	60,000 lbs

Vehicle Type	Tire width on <u>steering axle</u>	Maximum allowable license weight & <u>legal weight on non-Interstate highways</u>	Legal weight on <u>interstate highways</u>
Type 4  With dual-mounted tires on steering and rear axles, and single-mounted tires on front axle	8.00	70,000 lbs	65,000 lbs
	9.00	71,000 lbs	66,000 lbs
	10.00	72,000 lbs	67,000 lbs
	11.00	74,000 lbs	69,000 lbs
	12.00	75,000 lbs	70,000 lbs
	13.00	76,000 lbs	71,000 lbs
	14.00	78,000 lbs	73,000 lbs
	15.00 or larger	80,000 lbs	74,000 lbs

Type 5	<p>Vehicle Type</p> 	<p>Tire width on <u>steering axle</u></p> <p>8.00 9.00 10.00 11.00 12.00 13.00 14.00 15.00 or larger</p>	<p>Maximum allowable license weight &amp; <u>legal weight on non-Interstate highways</u></p> <p>70,000 lbs 71,000 lbs 72,000 lbs 74,000 lbs 75,000 lbs 76,000 lbs 78,000 lbs 80,000 lbs</p>	<p>Legal weight on <u>interstate highways</u></p> <p>65,000 lbs 66,000 lbs 67,000 lbs 69,000 lbs 70,000 lbs 71,000 lbs 73,000 lbs 74,000 lbs</p>
Type 6	<p>Vehicle Type</p> 	<p>Tire width on <u>steering axle</u></p> <p>8.00 9.00 or larger</p>	<p>Maximum allowable license weight &amp; <u>legal weight on non-Interstate highways</u></p> <p>80,000 lbs 80,000 lbs</p>	<p>Legal weight on <u>interstate highways</u></p> <p>79,000 lbs 80,000 lbs</p>
Type 7	<p>Vehicle Type</p> 	<p>Tire width on <u>steering axle</u></p> <p>8.00 9.00 10.00 11.00 12.00 13.00 14.00 15.00 or larger</p>	<p>Maximum allowable license weight &amp; <u>legal weight on non-Interstate highways</u></p> <p>78,000 lbs 79,000 lbs 80,000 lbs 82,000 lbs 83,000 lbs 84,000 lbs 86,000 lbs 88,000 lbs</p>	<p>Legal weight on <u>interstate highways</u></p> <p>73,000 lbs 74,000 lbs 75,000 lbs 77,000 lbs 78,000 lbs 79,000 lbs 81,000 lbs 82,000 lbs</p>
Type 8	<p>Vehicle Type</p> 	<p>Tire width on <u>steering axle</u></p> <p>Regardless of tire size on steering axle</p>	<p>Maximum allowable license weight &amp; <u>legal weight on non-Interstate highways</u></p> <p>88,000 lbs</p>	<p>Legal weight on <u>interstate highways</u></p> <p>83,400 lbs</p>
Type 9	<p>Vehicle Type</p> 	<p>Tire width on <u>steering axle</u></p> <p>8.00 9.00 10.00 11.00 12.00 13.00 14.00 15.00 or larger</p>	<p>Maximum allowable license weight &amp; <u>legal weight on non-Interstate highways</u></p> <p>77,000 lbs 78,000 lbs 79,000 lbs 80,000 lbs 80,000 lbs 80,000 lbs 80,000 lbs 80,000 lbs</p>	<p>Legal weight on <u>interstate highways</u></p> <p>71,000 lbs 72,000 lbs 73,000 lbs 75,000 lbs 76,000 lbs 77,000 lbs 79,000 lbs 80,000 lbs</p>
Type 10	<p>Vehicle Type</p> 	<p>Tire width on <u>steering axle</u></p> <p>Regardless of tire size on steering axle</p>	<p>Maximum allowable license weight &amp; <u>legal weight on non-Interstate highways</u></p> <p>80,000 lbs</p>	<p>Legal weight on <u>interstate highways</u></p> <p>80,000 lbs</p>
Type 11	<p>Vehicle Type</p> 	<p>Tire width on <u>steering axle</u></p> <p>Regardless of tire size on steering axle</p>	<p>Maximum allowable license weight &amp; <u>legal weight on non-Interstate highways</u></p> <p>80,000 lbs</p>	<p>Legal weight on <u>interstate highways</u></p> <p>80,000 lbs</p>

<p>Vehicle Type</p> <p>Type 12</p> 	<p>Tire width on <u>steering axle</u></p> <p>Regardless of tire size on steering axle</p>	<p>Maximum allowable license weight &amp; <u>legal weight on non-Interstate highways</u></p> <p>80,000 lbs</p>	<p>Legal weight on <u>interstate highways</u></p> <p>80,000 lbs</p>
<p>Vehicle Type</p> <p>Type 13</p> 	<p>Tire width on <u>steering axle</u></p> <p>Regardless of tire size on steering axle</p>	<p>Maximum allowable license weight &amp; <u>legal weight on non-Interstate highways</u></p> <p>80,000 lbs</p>	<p>Legal weight on <u>interstate highways</u></p> <p>80,000 lbs</p>
<p>Vehicle Type</p> <p>Type 14</p> 	<p>Tire width on <u>steering axle</u></p> <p>Regardless of tire size on steering axle</p>	<p>Maximum allowable license weight &amp; <u>legal weight on non-Interstate highways</u></p> <p>80,000 lbs</p>	<p>Legal weight on <u>interstate highways</u></p> <p>80,000 lbs</p>
<p>Vehicle Type</p> <p>Type 15</p> 	<p>Tire width on <u>steering axle</u></p> <p>8.00 9.00 10.00 11.00 12.00 13.00 14.00 or larger</p>	<p>Maximum allowable license weight &amp; <u>legal weight on non-Interstate highways</u></p> <p>59,000 lbs 61,000 lbs 63,000 lbs 67,000 lbs 69,000 lbs 71,000 lbs 74,000 lbs</p>	<p>Legal weight on <u>interstate highways</u></p> <p>56,000 lbs 58,000 lbs 60,000 lbs 64,000 lbs 66,000 lbs 68,000 lbs 68,000 lbs</p>
<p>Vehicle Type</p> <p>Type 16</p> 	<p>Tire width on <u>steering axle</u></p> <p>Regardless of tire size on steering axle</p>	<p>Maximum allowable license weight &amp; <u>legal weight on non-Interstate highways</u></p> <p>80,000 lbs</p>	<p>Legal weight on <u>interstate highways</u></p> <p>80,000 lbs</p>
<p>Vehicle Type</p> <p>Type 17</p> 	<p>Tire width on <u>steering axle</u></p> <p>Regardless of tire size on steering axle</p>	<p>Maximum allowable license weight &amp; <u>legal weight on non-Interstate highways</u></p> <p>80,000 lbs</p>	<p>Legal weight on <u>interstate highways</u></p> <p>80,000 lbs</p>
<p>Vehicle Type</p> <p>Type 18</p> 	<p>Tire width on <u>steering axle</u></p> <p>8.00 9.00 10.00 11.00 12.00 13.00 14.00 15.00 or larger</p>	<p>Maximum allowable license weight &amp; <u>legal weight on non-Interstate highways</u></p> <p>56,000 lbs 57,000 lbs 58,000 lbs 60,000 lbs 61,000 lbs 62,000 lbs 64,000 lbs 67,000 lbs</p>	<p>Legal weight on <u>interstate highways</u></p> <p>53,000 lbs 54,000 lbs 55,000 lbs 57,000 lbs 58,000 lbs 59,000 lbs 61,000 lbs 62,000 lbs</p>

Type 19	Vehicle Type 	Tire width on <u>steering axle</u>  Regardless of tire size on steering axle	Maximum allowable license weight & <u>legal weight on non-Interstate highways</u>  88,000 lbs	Legal weight on <u>interstate highways</u>  83,400 lbs
Type 20	Vehicle Type 	Tire width on <u>steering axle</u>  8.00 9.00 10.00 11.00 12.00 13.00 14.00 15.00 or larger	Maximum allowable license weight & <u>legal weight on non-Interstate highways</u>  64,000 lbs 65,000 lbs 66,000 lbs 68,000 lbs 69,000 lbs 70,000 lbs 72,000 lbs 75,000 lbs	Legal weight on <u>interstate highways</u>  61,000 lbs 62,000 lbs 63,000 lbs 65,000 lbs 66,000 lbs 67,000 lbs 69,000 lbs 70,000 lbs
Type 21	Vehicle Type 	Tire width on <u>steering axle</u>  Regardless of tire size on steering axle	Maximum allowable license weight & <u>legal weight on non-Interstate highways</u>  80,000 lbs	Legal weight on <u>interstate highways</u>  80,000 lbs
Type 22	Vehicle Type 	Tire width on <u>steering axle</u>  Regardless of tire size on steering axle	Maximum allowable license weight & <u>legal weight on non-Interstate highways</u>  80,000 lbs	Legal weight on <u>interstate highways</u>  80,000 lbs
Type 23	Vehicle Type 	Tire width on <u>steering axle</u>  Regardless of tire size on steering axle	Maximum allowable license weight & <u>legal weight on non-Interstate highways</u>  80,000 lbs	Legal weight on <u>interstate highways</u>  80,000 lbs
Type 9999	To be used for any type not listed (normally used for Permit Loads)			


# PERMIT LOADS

These are normal maximum axle weights for permit loads. However the Permit Office should be called prior to issuing ticket if these weights are exceeded.

Note: Special authorization must be obtained in order to exceed these normal maximum weights.

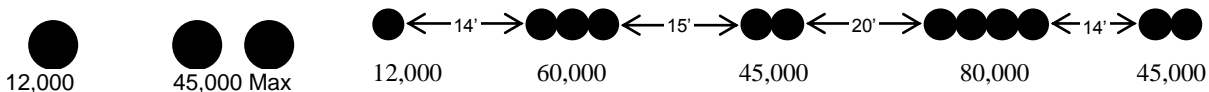
## TRUCK OR TRUCK/TRAILER COMBINATIONS

Steering



Exception:


Example.....gww = 242,000 lbs




45,000 Max if gww is over 120,000 lbs, but not to exceed 254,000 lbs with proper spacing... (12 feet or more before & after the **tandem**)...this only applies to a *tandem* where ever it is situated in the configuration or regardless of how many axles in the configuration.

## Off Road Equipment

### Non-Critical Off-Road Maximum



### Critical Off-Road Maximum





State of Louisiana


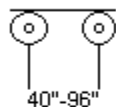
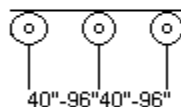
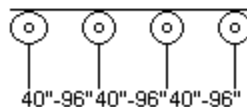
# Federal Bridge Formula

(Interstate Highways Only)

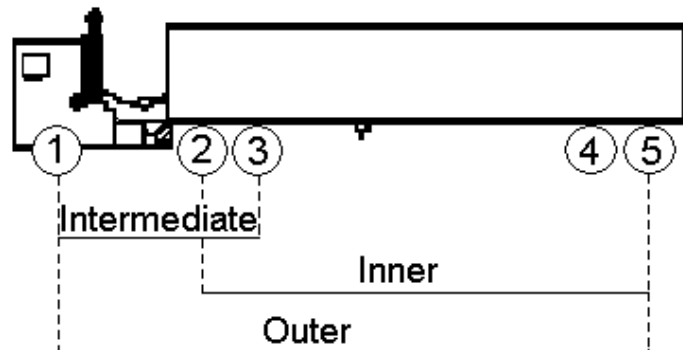
$$W = 500(LN/(N-1) + 12N + 36)$$

Distance in feet between the extremes of any group of 2 or more consecutive axles	MAXIMUM LOAD IN POUNDS CARRIED ON ANY GROUP OF 2 OR MORE CONSECUTIVE AXLES							
	2 axles	3 axles	4 axles	5 axles	6 axles	7 axles	8 axles	9 axles
4 -----	34,000							
5 -----	34,000							
6 -----	34,000							
7 -----	34,000							
8 and less	34,000	34,000						
More than 8	38,000	42,000						
9 -----	39,000	42,500						
10 -----	40,000	43,500						
11 -----		44,000						
12 -----		45,000	50,000					
13 -----		45,500	50,500					
14 -----		46,500	51,500					
15 -----		47,000	52,000					
16 -----		48,000	52,500	58,000				
17 -----		48,500	53,500	58,500				
18 -----		49,500	54,000	59,000				
19 -----		50,000	54,500	60,000				
20 -----		51,000	55,500	60,500	66,000			
21 -----		51,500	56,000	61,000	66,500			
22 -----		52,500	56,500	61,500	67,000			
23 -----		53,000	57,500	62,500	68,000			
24 -----		54,000	58,000	63,000	68,500	74,000		
25 -----		54,500	58,500	63,500	69,000	74,500		
26 -----		55,500	59,500	64,000	69,500	75,000		
27 -----		56,000	60,000	65,000	70,000	75,500		
28 -----		57,000	60,500	65,500	71,000	76,500	82,000	
29 -----		57,500	61,500	66,000	71,500	77,000	82,500	
30 -----		58,500	62,000	66,500	72,000	77,500	83,000	
31 -----		59,000	62,500	67,500	72,500	78,000	83,500	
32 -----		60,000	63,500	68,000	73,000	78,500	84,500	90,000
33 -----			64,000	68,500	74,000	79,000	85,000	90,500
34 -----			64,500	69,000	74,500	80,000	85,500	91,000
35 -----			65,500	70,000	75,000	80,500	86,000	91,500
36 -----			66,000	70,500	75,500	81,000	86,500	92,000
37 -----		Exception	65,500	71,000	76,000	81,500	87,000	93,000
38 -----			67,500	71,500	77,000	82,000	87,500	93,500
39 -----			68,000	72,500	77,500	82,500	88,500	94,000
40 -----			68,500	73,000	78,000	83,500	89,000	94,500
41 -----			69,500	73,500	78,500	84,000	89,500	95,000
42 -----			70,000	74,000	79,000	84,500	90,000	95,500
43 -----			70,500	75,000	80,000	85,000	90,500	96,000
44 -----			71,500	75,500	80,500	85,500	91,000	96,500
45 -----			72,000	76,000	81,000	86,000	91,500	97,500
46 -----			72,500	76,500	81,500	87,000	92,500	98,000
47 -----			73,500	77,500	82,000	87,500	93,000	98,500
48 -----			74,000	78,000	83,000	88,000	93,500	99,000
49 -----			74,500	78,500	83,500	88,500	94,000	99,500
50 -----			75,500	79,000	84,000	89,000	94,500	100,000
51 -----			76,000	80,000	84,500	89,500	95,000	100,500
52 -----			76,500	80,500	85,000	90,500	95,500	101,000
53 -----			77,500	81,000	86,000	91,000	96,500	102,000
54 -----			78,000	81,500	86,500	91,500	97,000	102,500
55 -----			78,500	82,500	87,000	92,000	97,500	103,000
56 -----			79,500	83,000	87,500	92,500	98,000	103,500
57 -----			80,000	83,500	88,000	93,000	98,500	104,000
58 -----	Interstate Gross			84,000	89,000	94,000	99,000	104,500
59 -----	Weight Limit			85,000	89,500	94,500	99,500	105,000
60 -----				85,500	90,000	95,000	100,500	105,500

### Maximum Axle Weights

<b>Single</b>		On the Interstate <b>20,000 lbs</b>
<b>Tandem</b>		<b>34,000 lbs</b>
<b>Tridum</b>		<b>42,000 lbs *</b>
<b>Quadrum</b>		<b>50,000 lbs *</b>

### Critical Axles: In Order of Importance



1	Outer	1 <sup>st</sup> Thru Last
2	Inner	2 <sup>nd</sup> Thru Last
3	Intermediate	1 <sup>st</sup> to Last Drive

\* Must meet Federal Bridge Formula length limits

### Metric Conversion Chart for Maximum Legal Tire Weight

Metric Tire Size	Nominal Width (inches)	Weight (pounds per axle)
215/75R17.5	8.5	12,000 lbs
225/70R19.5	9.0	12,000 lbs
235/80R22.5	9.0	12,000
245/70R19.5	10.0	13,000
255/70R22.5	10.0	13,000
255/80R22.5	10.0	13,000
275/80R22.5	11.0	15,000
295/80R22.5	12.0	16,000
315/80R22.5	13.0	17,000
385/65R22.5	15.0	20,000 (Interstate) 22,000 (non-Interstate)
425/65R22.5	16.5	20,000 (Interstate) 22,000 (non-Interstate)
445/65R22.5	18.0	20,000 (Interstate) 22,000 (non-Interstate)

### Maximum Allowable Axle Weights for Single Mounted Various Size Tires

Metric Min/Max	= Inches	Weight Allowed
191 - 215	= 8 inches	11,000 lbs
216 - 241	= 9 inches	12,000 lbs
242 - 266	= 10 inches	13,000 lbs
267 - 291	= 11 inches	15,000 lbs
292 - 317	= 12 inches	16,000 lbs
318 - 342	= 13 inches	17,000 lbs
343 - 368	= 14 inches	19,000 lbs
369 +	= 15 + inches	20,000 lbs (Interstate) 22,000 lbs (non-Interstate)

## **ESCORT REQUIREMENTS FOR OVERSIZE AND/OR OVERWEIGHT VEHICLES OR LOADS**

The Department of Transportation and Development is authorized to administer this policy and to enforce its provisions, including the issuance of the necessary permits and decals for properly equipped escort vehicles.

Escort vehicles may be furnished by the permittee or by a private escort service provided the following regulations are complied with:

### **1. GENERAL PROVISIONS:**

- a. An oversize and/or overweight permit is required for each escort movement. The driver of the escort vehicle shall make certain that a permit has been issued and shall familiarize them with and abide by requirements of the issued permit. The Department of Transportation and Development has authority to require and to regulate escorts under the provisions of R.S. 32:327, Paragraph C, and R.S. 32:387, Paragraph B(3).
- b. The escorting vehicle shall be registered in accordance with Louisiana Revised Statutes or Reciprocal Agreement. Closed vans, buses, campers, motor homes, and motor driven cycles are not acceptable.
- c. At no time may an escort vehicle pull a trailer, tow another vehicle, or carry a load that causes it to be oversize or overweight.
- d. Each company which operates an escort service in this state and which is domiciled in another state shall register annually with the Secretary in accordance with rules and regulations adopted by the Secretary. Proof is required that each vehicle operated in this state by the applicant is insured in the same amount as is required for escort companies domiciled in this state. Each driver of an escort vehicle must have a valid operator's license issued by a state or territory of the U.S. The fee for escort vehicle permits is \$10.00.
- e. All Statutory provisions must be complied with; except those waived by the permit or "Escorting Procedures" stipulated herein.
- f. All applicants for escort vehicles shall provide proof of insurance for not less than \$50,000.00 for bodily injury to or death of one (1) person in any one (1) accident, \$100,000.00 for bodily injury or death of two (2) or more persons in any one (1) accident, and \$50,000.00 for injury to or destruction of property to others in any one (1) accident to the Department of Public Safety Weights Officer upon inspection.
- g. An escort driver, domiciled in Louisiana, must be licensed with an appropriate "D" or "E" license.
- h. The driver of the escort vehicle must be able to read and understand this directive.
- i. The driver of the escorting vehicle is responsible for the movement and shall ensure that the escorted vehicle is operated in a manner consistent with these provisions and all provisions on the permit. In the event the driver of the escorted vehicle does not, or refuses to operate in accordance with these stipulations, the driver of the escort vehicle shall terminate the movement and report this action to the proper company officials or local police authority or the Department of Public Safety Weights and Standards Police Headquarters in Baton Rouge (225) 925-6113.
- j. It shall be the responsibility of the driver of the escort vehicle to operate as a warning vehicle only. The driver shall not run traffic lights, fail to stop at stop signs, improperly pass, etc. His authorization to warn motorists of danger shall not imply the vehicle is or should be used as a police and/or emergency vehicle.
- k. Escorts and flaggers (when flaggers are required) engaged in escorting loads on the highways of the State of Louisiana shall present a neat appearance and shall be courteous in their contact with the motoring public at all times.

- l. All costs incidental to escorts, such as telephone calls, telegrams, etc. shall be borne by the escorter or permittee.
- m. The equipment and permit required on escort vehicles shall be available for inspection on demand of proper authorities.
- n. Payment for escort service shall be determined by the escorter and the permittee.
- o. Self or private escorts shall not escort any movement in excess of 16 feet wide on two (2)-lane highways or multilane highways. Escorts must be furnished for all movements in excess of 12 feet in width or in excess of 90 feet in length and for any other movement when so designated by the Department of Transportation and Development or the Office of State Police.
- p. No current full time employee of the Department of Transportation and Development shall be used for or engage in self or private escort service. Under the existing policy of the Department of Public Safety, Office of State Police, an off-duty trooper working in uniform may serve as escort for movements of oversize and/or overweight loads.
- q. In the event a State Police escort is required, the permittee shall pay the escort fee, or any portion thereof, in addition to the overtime pay of the off-duty trooper.
- r. Escorts of house movements, overweight loads when required by the Department of Transportation and Development, and other loads needing police authority during movement, shall be escorted by the Office of State Police, unless made within a city's limits where the authority may be the City Police.
- s. The owner and/or operator of the escort vehicle agrees to hold harmless the Department of Transportation and Development and its duly appointed agents and employees against any action for personal injury or property damage sustained by reason of the authority to escort an oversize load.
- t. The Department of Public Safety Weights and Standards Police or the Office of State Police, will determine that proper escort procedures are complied with and shall have full authority to enforce all provisions of the permits and escort regulations. The authority to revoke the "ESCORT VEHICLE PERMIT" shall rest with the Department of Transportation and Development.

## **2. EQUIPMENT REQUIRED**

- a. In accordance with the requirement of R.S. 32:387, the escort vehicle shall display an approved 360 degree "Emergency Warning Lamp". Approval is gained from a list of certified safety devices furnished to the Department of Transportation and Development by the Department of Public Safety. This partial list includes bar, strobe, revolving, and stationary lamps. The warning lamp shall be amber in color and shall meet SAE J845 and SAE J595 "Standard and Specifications for Use and Performance", however, a dome type lamp must have a lens (amber portion) of not less than 9 inches in diameter and 4 inches in vertical height to meet "ESCORT VEHICLE PERMIT" equipment requirements for the State of Louisiana.
- b. There shall be two (2) solid red /fluorescent orange flags, 18 inches square, mounted other than vertical or horizontal atop the escort vehicle (at approximately a 45 degree angle). These flags are not to extend more than 6 inches on either side of the vehicle and shall in no event exceed 8 feet 0 inches in width. Flags shall be mounted in line with the warning lamp(s).
- c. The escort vehicle must have the name and address or telephone number and city of the company/owner of the escort vehicle on each front door of the vehicle, plainly legible and visible to the motoring public. Well known company logos are acceptable.
- d. The escorting vehicle shall be equipped with two (2) rear view mirrors, one (1) on each side, so as to provide vision to the rear to ensure movement is progressing safely.
- e. Headlights and rear lights on the escort vehicle and the vehicle being escorted shall be lighted during movement.

f. The escort and towing vehicle shall be equipped with radios such that communication between vehicles is possible. The escort vehicle will be responsible for advising the towing vehicle of any conditions arising that may require cautionary action such as reducing speed, pulling off the roadway, etc.

g. The escorting vehicle shall be equipped and have readily accessible a 10 pound BC dry or equivalent chemical type fire extinguisher, four (4) 15- minute burning flares and two (2) red/fluorescent orange hand held flags.

In addition, the vehicle must have available four (4) red/fluorescent orange flags that are 18 inches square and two (2) signs with the wording “**OVERSIZE LOAD**”. These signs must be 18 inches high and 7 feet in length. The lettering must be black on a yellow background and is to be 10 inches high with 1 ½ inch brush stroke.

h. For all overheight loads it is strongly recommended that a clearance bar of some design be attached to the escort vehicle to warn of clearance problems of the load being escorted.

### 3. ESCORTING PROCEDURES

a. Speed limit for the escort load is determined by the issuing authority, and in any event shall not exceed 55 mph. Maximum speed limits set below 55 mph shall be adhered to.

b. Movement shall be made on only those highways designated on the permit. Alternate routes shall not be used unless approved by the issuing authority.

c. Restricted permit movement hours must be adhered to on specifically designated sections of the Interstate System and the Greater New Orleans area bridges.

d. Movement shall be made only on dates and/or during times shown on the permit. No movement shall be made during hours of darkness unless prior approval is obtained from the issuing authority and the Office of State Police.

e. An escorted movement approaching any bridge structure which cannot be traversed safely because of inability to distinguish potential hazards by sight shall be parked (off the roadway where possible) and the escort vehicle shall proceed across said bridge (hill or incline). Adequate time shall be allotted to allow the escort vehicle to stop oncoming traffic before the oversize movement traverses said bridge, hill, or incline.

f. Escorted movements will not impede the normal flow of traffic whenever possible. Whenever vehicular traffic to the rear becomes congested, it is required that the escort driver cause the movement to be halted onto the shoulder or safe location. The movement shall remain off the main traveled portion of the roadway until traffic has cleared. Movement may then continue until congestion reoccurs.

g. Movement shall not be made during severe inclement weather (heavy rain, fog, etc.). When the movement is in progress and severe inclement weather occurs, it shall be the responsibility of the escort driver to have the oversize load removed from the traveled portion of the highway to a safe location.

h. The operator of the escort vehicle will ensure that the oversize movement is not allowed to park on the main-traveled portion of the highway unless absolutely necessary or in case of extreme emergency. Anytime the combination is parked on the highway right-of-way, it shall be adequately delineated by flares, flags, flaggers, etc.

i. The escort vehicle shall travel to the rear of the overwidth movement on multi-lane highways and in front of the escorted load on two (2)-lane highways. The escort must be behind over-length vehicles and loads. All escort vehicles must cross the Department of Public Safety’s Stationary Scales along with the escorted load.

j. The oversized load shall travel as near to the right side of the roadway as is safely possible to insure that traffic will be able to pass safely. The escort and escorted load shall not infringe upon the opposite bound lane whenever possible.

- k. The oversized load shall travel as near to the right side of the roadway as is safely possible to insure that traffic will be able to pass safely. The escort and escorted load shall not infringe upon the opposite bound lane whenever possible.
- l. A single escort may be used to escort one (1) or two (2) loads that are only overlength in one (1) movement.
- m. An escort will be required for each overwidth load exceeding 12 feet in width.
- n. The number of escort vehicles needed for overweight escort loads and “critical off-road equipment” will be stipulated by the Department of Transportation and Development in their authorization to move the load, as well as any additional restrictions.
- o. The escort vehicle shall maintain a sufficient distance from the movement to warn oncoming traffic of the potential danger, but not so far as to hinder control over the movement.
- p. Violators of these provisions or requirements shall be subject to all penalties provided by law and may have any and all escort permits revoked.



- Escort vehicles equipped with a height pole must travel in front of the oversize load.
- If the load requires an escort for permitted dimensions and travels on multi-lane high-ways, the load will be required to have a second escort vehicle (not equipped with height pole) to travel in the rear of the load.

**“LOUISIANA APPROVED ESCORT VEHICLE”  
REQUIRED EQUIPMENT CHECKLIST**

Before any escort vehicle permit can be issued, the following requirements must be met.

- 1. License: Proper Truck Tag or Automobile Tag
- 2. PROOF OF INSURANCE WITH POLICY NUMBER:  
Liability - \$100,000.00;  
Property Damage - \$50,000.00.
- 3. CLASS “D” OR “E” OPERATOR’S LICENSE (Louisiana residents only) (Department of Public Safety requirement)
- 4. LIGHTS – Amber in color  
  
Dome- 360 degree visibility  
  
Lens – 9 inches in diameter, 4 inch vertical clearance (8 inch x 5 inch acceptable)  
  
Base (lens) of all lights must be at least 60 inches from roadway  
  
Bar Lights & Strobe Lights acceptable (360 degree)  
  
All lights front and rear must be operable (on when escorting)
- 5. 2-18 inch square red/fluorescent orange flags, 40-70 degree angle, atop vehicle on mast – not over 6 inch overhang of vehicle or exceed 8 feet in width – must be in line with light(s)
- 6. DOOR SIGNS: Name and complete address or name, city, state, and telephone number; well known Company Logo acceptable, (permanent or semi-permanent)
- 7. TWO (2) REAR VIEW SIDE MIRRORS (Both Sides)
- 8. RADIO COMMUNICATION WITH LOAD
- 9. 10 pound Dry Chemical Fire Extinguisher or equivalent  
  
3 or more – 15 minute burning flares (Hazard Markers may be substituted)  
  
2 – Red/fluorescent orange hand held flags
- 10. 4 – Red/fluorescent orange 18 inch square flags  
  
2- Oversize Load Signs, 18 inches x 7 feet, with Black lettering on Yellow background – lettering to be 10 inches x 1 ½ inch, must read “oversize load” (these are available for the load–not required to be mounted on the escort vehicle)
- 11. INFORMATION SIGN, in addition to the above requirements, is acceptable

NOTES

1. Closed vans (stepside), buses, campers, motor homes, and motor driven cycles are not acceptable as escort vehicles.
2. A vehicle that has all of the above listed equipment (in proper working order) may escort until which time it crosses a Stationary Scale. At that time the escort will be inspected and issued the permit without being assessed a penalty.
3. At no time may the escort vehicle pull a trailer or tow another vehicle.



Properly flagged escort vehicles.



Oversize sign placement

Louisiana law requires only the "OVERSIZE LOAD" sign be placed on all oversize loads traveling through, in and around the state of Louisiana. "WIDE LOAD" signs will not be allowed or accepted.



## SPECIAL FUELS

January 1, 1994 Louisiana became a member of the International Fuel Tax Agreement (IFTA). IFTA is a base-state agreement signed to simplify the administration of state fuel tax for Interstate motor carriers.

Carriers based in Louisiana that operates one or more qualified motor vehicles in at least one other IFTA state **must** be licensed with the Department of Revenue. Exceptions are as follows:

- Option to purchase fuel covering the total miles traveled if travel is seldom in Louisiana.
- If engaged in lease operations, one may be exempt from the licensing requirements of IFTA depending on the terms of the lease.
- All owners or operators of motor vehicles which are owned and operated by a business domiciled within this state exclusively for commercial use within this state are exempt from the requirement that they carry and possess an invoice for special fuels. Extends the exemption to vehicles which require an operator with a commercial driver's license.

A carrier's base state is any state where the carrier meets the following requirements:

1. Where the carrier has qualified motor vehicles registered.
2. Where operational control and operational records are maintained.
3. Where motor vehicles that accrue mileage in their base state and another IFTA member state.

In Louisiana, there is a one-time application fee of \$35.00 and a decal fee of \$1.00 each. The agreement requires two (2) decals for each qualified vehicle.

If applicable or additional information is needed, please contact the Louisiana Department of Revenue, Excise Tax Section at (225) 219-7656.

## QUALIFIED MOTOR VEHICLES

A qualified motor vehicle means a motor vehicle used, designed or maintained for the transportation of persons or property and:

1. Has two (2) axles and a gross vehicle weight or registered gross vehicle weight exceeding twenty-six thousand (26,000) pounds or twelve thousand (12,000) kilograms;
2. Has three (3) or more axles regardless of weight;
3. Is used in combination when the weight of such combination exceeds twenty-six thousand (26,000) pounds or twelve thousand (12,000) kilograms gross vehicle weight or registered gross vehicle weight.



## STATE POLICE TROOPS

TROOP	LOCATION	PHONE NUMBER
TROOP A	BATON ROUGE	(225) 754-8500
TROOP B	NEW ORLEANS	(504) 471-2775
TROOP C	GRAY	(985) 857-3680
TROOP D	LAKE CHARLES	(337) 491-2511
TROOP E	ALEXANDRIA	(318) 487-5911
TROOP F	MONROE	(318) 345-0000
TROOP G	SHREVEPORT	(318) 741-7411
TROOP I	LAFAYETTE	(337) 262-5880
TROOP L	COVINGTON	(985) 893-6250

Police Escorts other than State Police	
Baton Rouge City Police	225-389-3874
Denham Springs City Police	225-413-9275
Jefferson Parish Sheriff's Office	504-228-3548
New Orleans City Police	504-658-6205
St. Bernard Parish Sheriff's Office	504-228-3548
Shreveport City Police	318-673-7255

## Other Important Numbers

AGENCY	LOCAL NUMBER	TOLL FREE NUMBER
OMV (Office of Motor Vehicle)	225-925-7198	1-877-368-5463
Motor Vehicle Enforcement (Suspension and Revocation)	225-925-6388	1-877-368-5463
IRP Processing Center (Apportioned Plates, & CAB Cards)		1-877-905-3854
M.C.S.A.P. (Motor Carrier Safety) (Safety & Log Book Violations) Report # begins with "LA" or "0000"	225-295-8550	1-888-421-8757 Option #5 & #6
Federal DOT (DOT Number)	225-757-7640	No Toll Free Number
Road Use Tax (IRS) Over 54K	225-389-0358	1-888-421-8757 Option #2 (IRP Office)
Dept Of Agriculture	225-925-3780	1-800-247-1086
Revenue & Taxation (IFTA – Fuel Tax Assessment)	225-219-7656	1-888-421-8757 Option #3
CDL (Commercial Drivers License)	225-922-1175	1-888-421-8757 Option #1
Mobile Home Transport Tags	225-925-6364	No Toll Free Number
Weights & Standard Mobile & Stationary Units Report # Begins with "99"	225-925-6113 Ask for Ext. 1	No Toll Free Number
HAZ MAT (LA State Police)	225-925-6113 Ask for Ext. 1	No Toll Free Number
MAP (Motorist Assistance Program)	225-389-3800	No Toll Free Number

## STATIONARY WEIGHTS AND STANDARDS ENFORCEMENT SCALES



LOCATION	HIGHWAY	PHONE NUMBER
**Baptist	I-12	EB (985) 543-4116 / PAY (985) 542-9172 WB (985) 543-4111 / PAY (985) 542-9408
Breaux Bridge	I-10	EB (337) 332-2860 / PAY (337) 332-9526 WB (337) 332-0928 / PAY (337) 332-9516
*Delta	I-20	EB (318) 574-1460 / PAY (318) 574-9052 WB (318) 574-1461 / PAY (318) 574-9040
*Greenwood	I-20	EB (318) 938-7760 / PAY (318) 938-7113 WB (318) 938-1436 / PAY (318) 938-7128
*Kentwood, LA – Osyka, MS	I-55	CLOSED
LaPlace	I-10	EB (985) 652-3618 / PAY (985) 652-9338 WB (985) 652-3620 / PAY (985) 652-9384
LaPlace	U.S. 61	SB/NB (985) 652-3122 / PAY (985) 652-3981
Pineville	U.S. 71	CLOSED
*Slidell	I-10	CLOSED
*Starks	LA 12	EB/WB (337) 743-6160 / PAY (337) 743-5305
*Toomey	I-10	EB CLOSED WB (337) 589-7908 / PAY (337) 589-9933
<b>* Ports-of-Entry    **Baptist I-12 Westbound Only</b>		

**REMINDER:**

Commercial Vehicles one (1) ton or greater and all permit loads are required to stop at DOTD stationary enforcement units.

# WEIGH STATION SIGNS



**First Notification of WIM Scale**



**Second Notification of WIM Scale –  
Use Right Lane & Maintain 100' Spacing**



**WIM In-Lane Scale -  
Scale Location in the Right Lane  
for All Locations Equipped with WIM**



**Camera Equipment for WIM -  
Records Picture of Truck as it Passes  
WIM Monitoring**



Red Lettering Indicates the Truck  
Must Exit to the Scale



All WHITE Lettering - OK to By-Pass  
the Weigh Station



If amber lights are flashing,  
All Trucks are OK to By-Pass the Scale  
If the amber lights are not flashing,  
All trucks without PREPASS must enter the scale

## Trucks without PREPASS

All trucks that are **not equipped with PREPASS** must **follow the WIM message board** when approaching the Louisiana Weigh Stations.



or

**Follow WIM Message Board**

## Trucks with PREPASS

All trucks **equipped with PREPASS** must **follow their in cab prepass monitor signals**, not the WIM message board when approaching Louisiana Weigh Stations.

If **no signal is received on** the in cab **prepass monitor**, the **vehicle** is **required to enter the scale**. Do not follow the message board.

**RED**- PULL IN

**GREEN**-OK TO BYPASS

**NO SIGNAL**-PULL IN



## *PrePass Training X-tra!*

### *PrePass Transponder Features*

- When a signal is received, the red or green LED flashes:
- Continuously for 5 seconds, then
  - Flashes once every second for 25 seconds, then
  - Flashes once every 10 seconds for 14.5 minutes

Note: No light will be given at the toll facilities.



PrePass

When a signal is received, the red or green LED will flash for 5 seconds. The 'Press to Test' button is available for the next 15 minutes to show the last light received.

- When a signal is received, the red or green LED flashes:
- One blink per second for the first 30 seconds, then
  - Flashes one double blink every 15 seconds for 14.5 minutes
  - Additional feature: Low battery indicator

PrePass Plus



PrePass New Model



#### **All Units:**

- If the **Red light** flashes, the driver should have pulled in.
- If the **Green light** flashes, the driver was able to bypass.

Questions or Comments?  
Please contact your PrePass State Partner

[www.prepass.com](http://www.prepass.com)

10/06

**A-25**

# *Notes*

# *Notes*

# *Notes*



